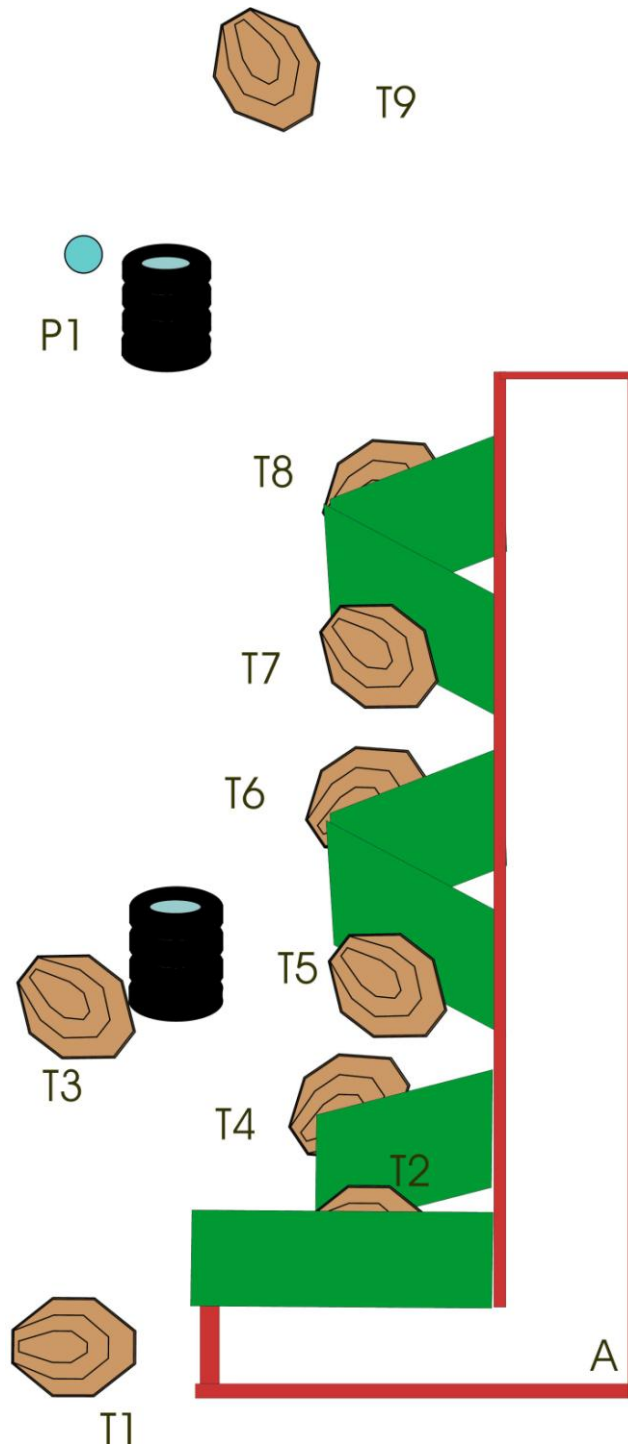


STAGE 1

**CRO, RO, Help:****Type of course:**

Long course

Scoring Method:

Comstock

Targets:

9x IPSC, 1x Plate

Minimum rounds:

19

Maximum points:

95

Start / stop:

Audible signal / last shot fired.

Starting position:

The shooter is standing at point A, hands naturally along his body, right heel touching the corner.

Gun condition:

Loaded and holstered.

Procedure:

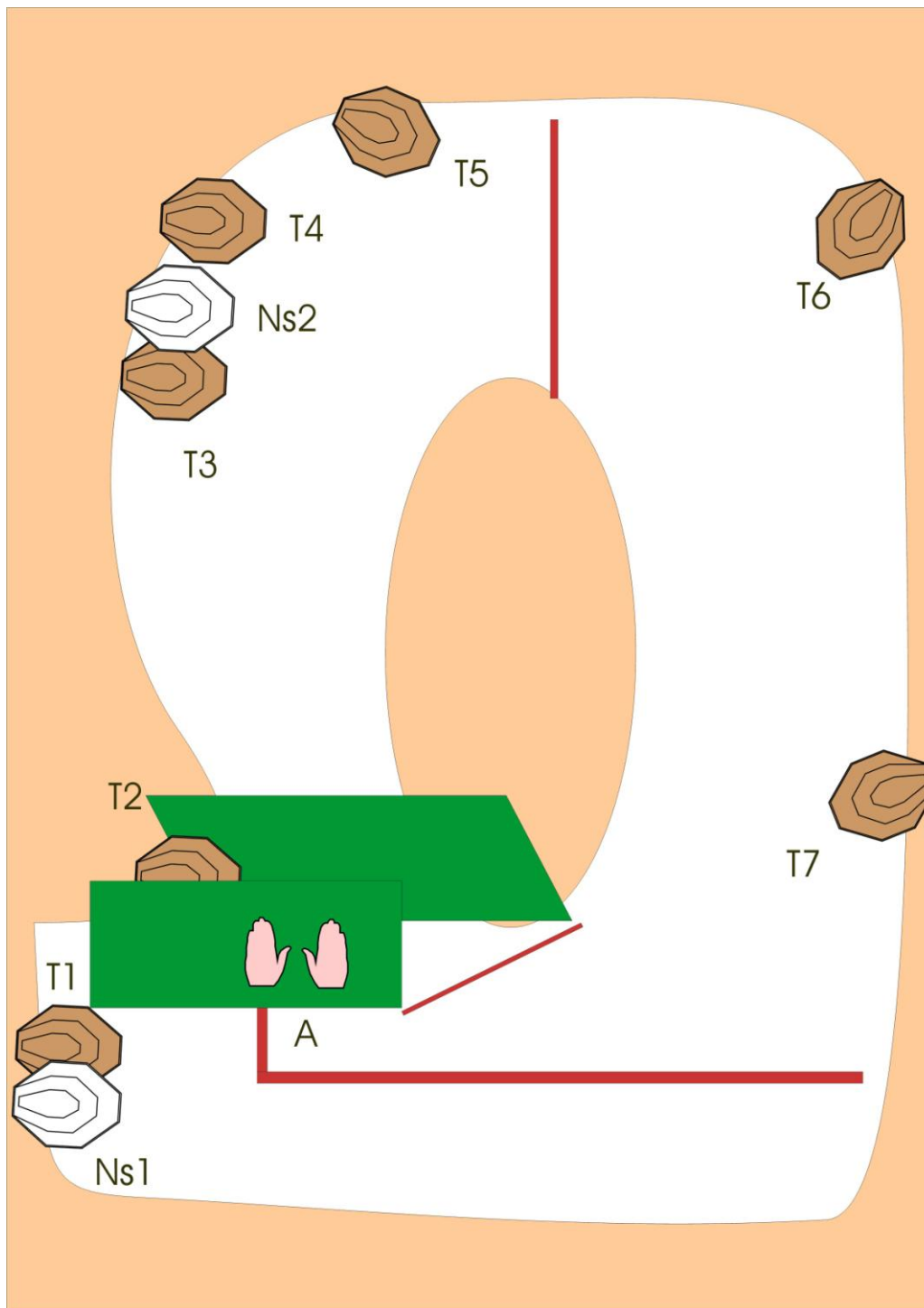
After audible signal engage all targets in any order from the area indicated.

Safe angles of

fire: According to IPSC rules, reduced from above by the height of the backstops.

fire:

STAGE 2



CRO, RO, Help:

Type of course: Medium course

Scoring Method: Comstock

Targets: 7x IPSC, 2x NS

Minimum rounds: 14

Maximum points: 70

Start / stop: Audible signal / last shot fired.

Starting position: The shooter is standing inside the marked area with hands touching the wall.

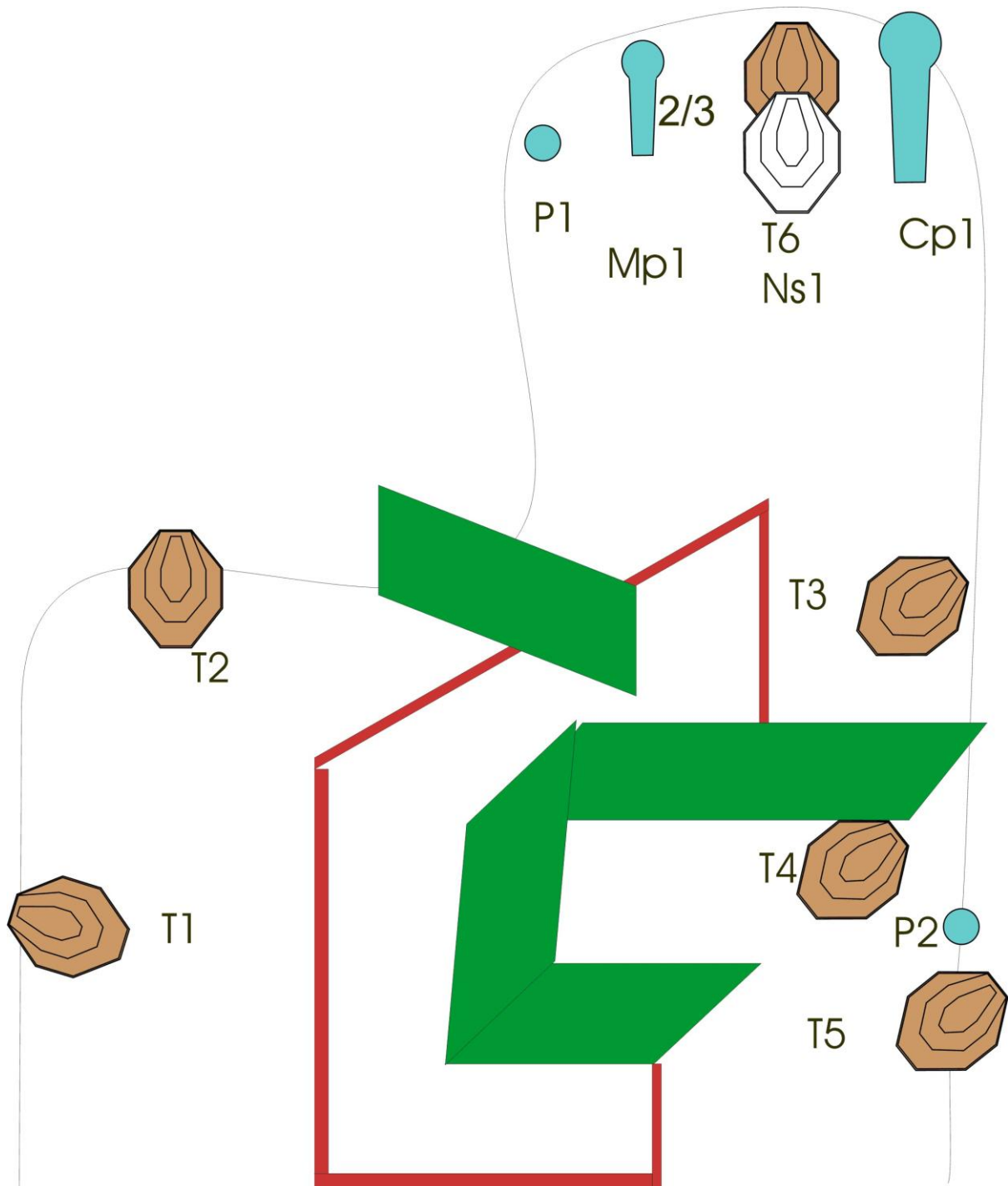
Gun condition: Loaded and holstered.

Procedure: After audible signal engage all targets in any order from the area indicated.

Safe angles of fire: According to IPSC rules, reduced from above by the height of the backstops.

fire:

STAGE 3



CRO, RO, Help:

Type of course: Medium course

Scoring Method: Comstock

Targets: 6x IPSC, 1x CP, 1x MP, 2x Plate, 1x NS

Minimum rounds: 16

Maximum points: 80

Start / stop: Audible signal / last shot fired.

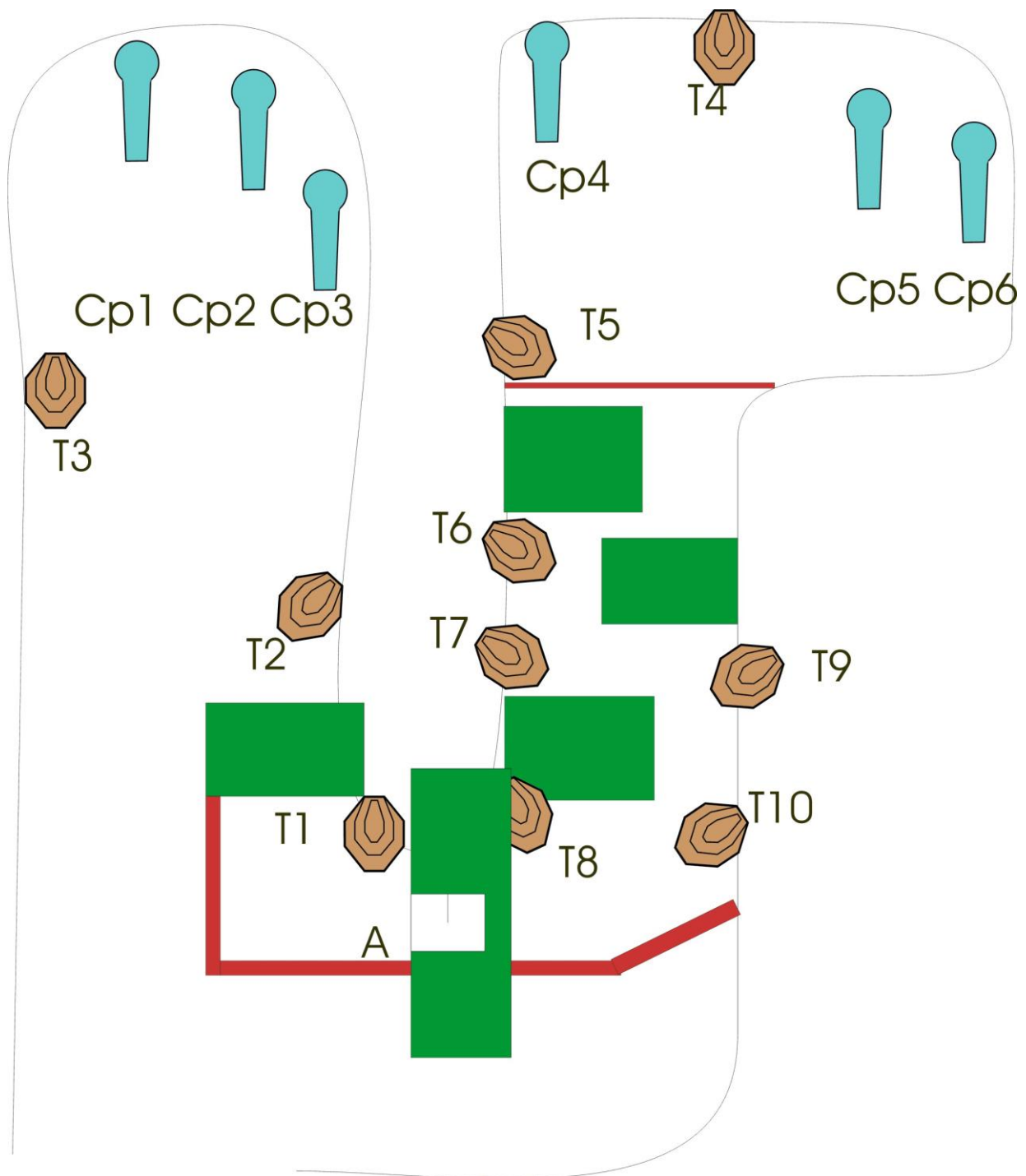
Starting position: The shooter is standing inside the marked area, hands naturally along his body.

Gun condition: Loaded and holstered.

Procedure: After audible signal engage all targets in any order from the area indicated.

Safe angles of fire: According to IPSC rules, reduced from above by the height of the backstops.

STAGE 4



CRO, RO, Help:

Type of course:

Long course

Scoring Method:

Comstock

Targets:

10x IPSC, 6x CP

Minimum rounds:

26

Maximum points:

130

Start / stop:

Audible signal / last shot fired.

Starting position:

The shooter is standing at A, hands naturally along his body.

Gun condition:

Loaded and holstered.

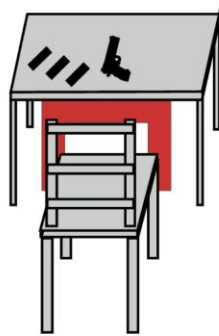
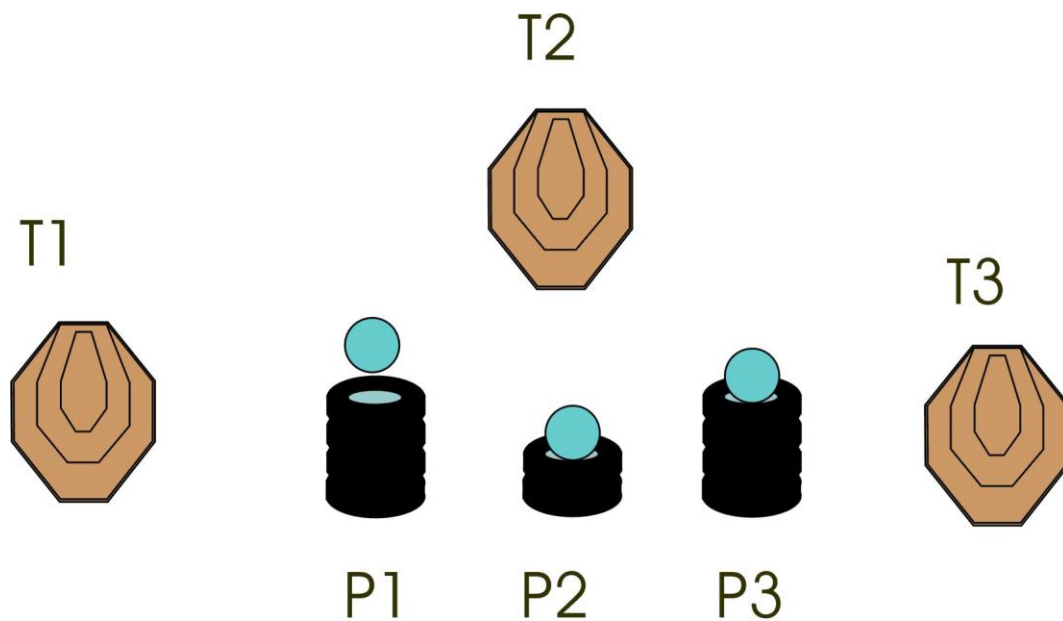
Procedure:

After audible signal engage all targets in any order from the area indicated.

Safe angles of fire:

According to IPSC rules, reduced from above by the height of the backstops.

STAGE 5



CRO, RO, Help:

Type of course: Short course

Scoring Method: Comstock

Targets: 3x IPSC, 3x plate

Minimum rounds: 9

Maximum points: 45

Start / stop: Audible signal / last shot fired.

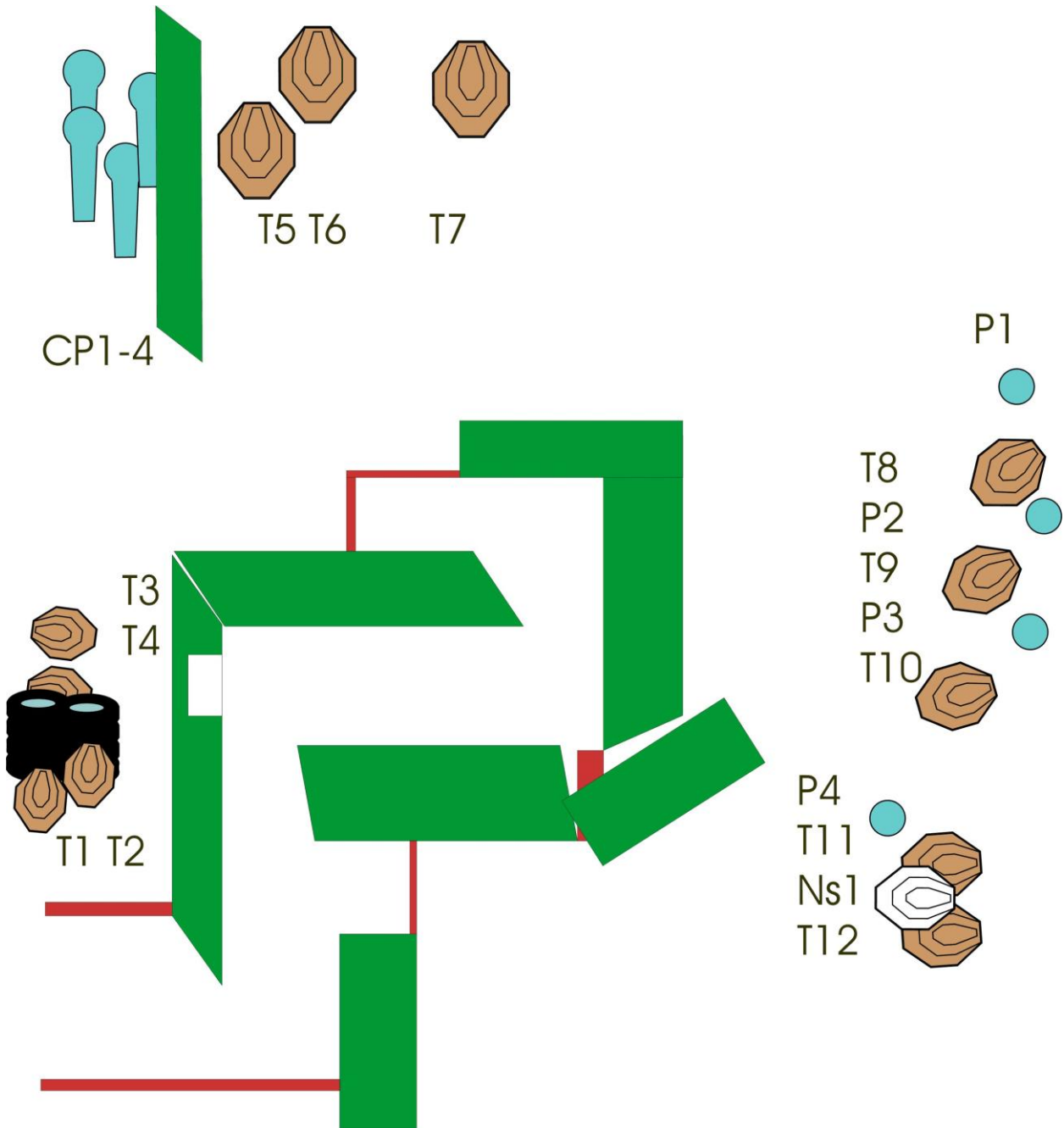
Starting position: The shooter is sitting on the chair, hands on his knees.

Gun condition: Empty gun and all magazines on the table.

Procedure: After audible signal engage all targets in any order from the area indicated.

Safe angles of fire: According to IPSC rules, reduced from above by the height of the backstops.

STAGE 6



CRO, RO, Help:

Type of course:

Long course

Scoring Method:

Comstock

Targets:

12x IPSC, 4x CP, 4x Plate, 1x NS

Minimum rounds:

32

Maximum points:

160

Start / stop:

Audible signal / last shot fired.

Starting position:

The shooter is standing inside the marked area, hands naturally along his body.

Gun condition:

Loaded and holstered.

Procedure:

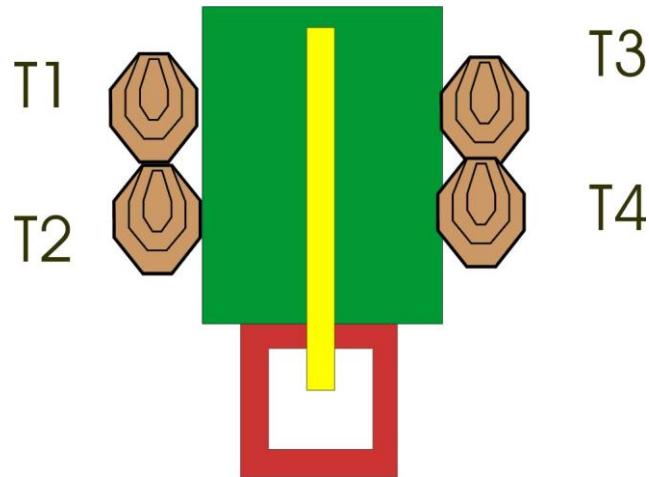
After audible signal engage all targets in any order from the area indicated.

Safe angles of fire:

According to IPSC rules, reduced from above by the height of the backstops.

fire:

STAGE 7

**CRO, RO, Help:**

Type of course: Short course

Scoring Method: Comstock

Targets: 4x IPSC

Minimum rounds: 8

Maximum points: 40

Start / stop: Audible signal / last shot fired.

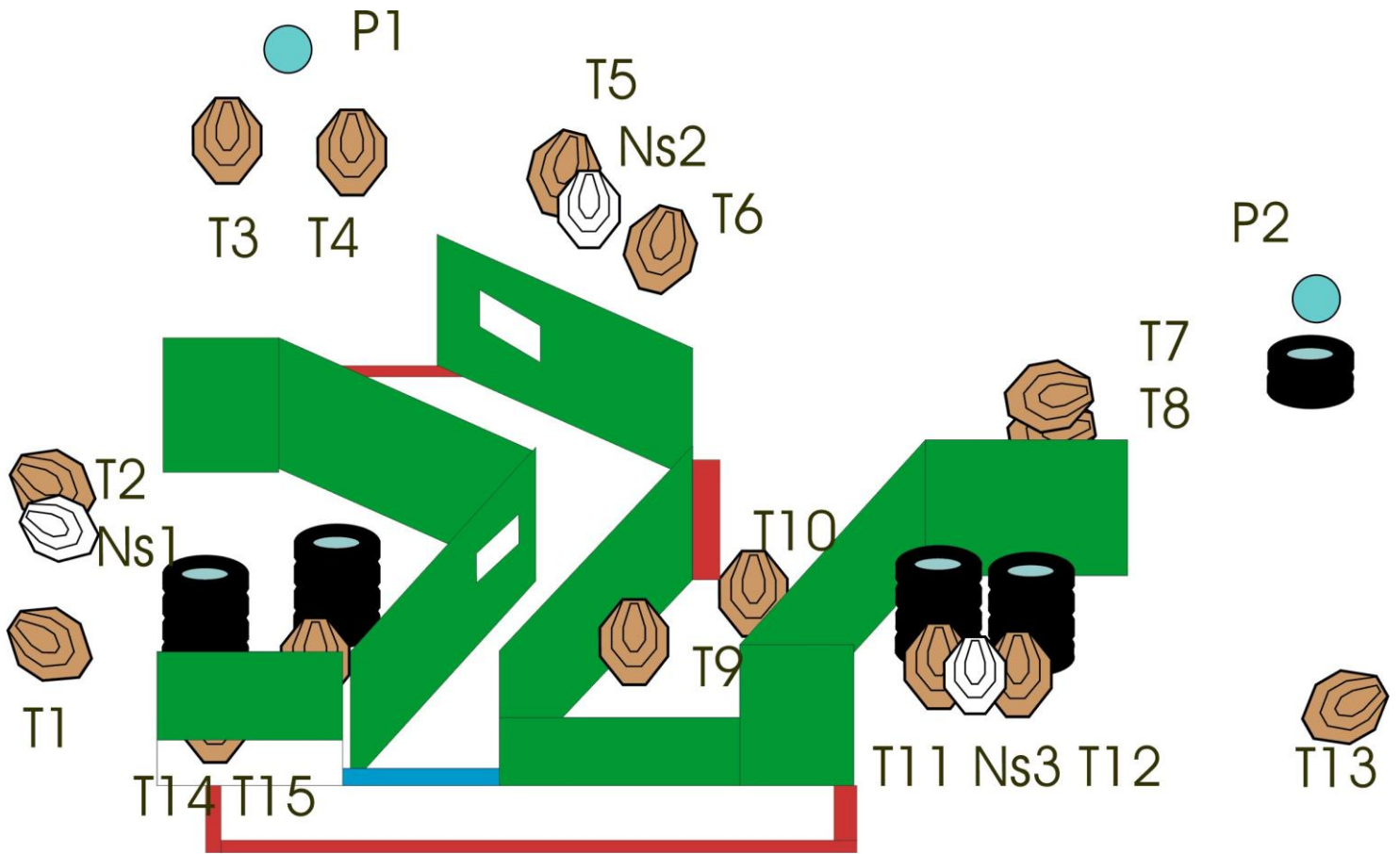
Starting position: The shooter is standing inside the marked area, hands naturally along his body.

Gun condition: Loaded and holstered.

Procedure: After audible signal engage all targets in any order from the area indicated.

Safe angles of fire: According to IPSC rules, reduced from above by the height of the backstops.

STAGE 8



CRO, RO, Help:

Type of course:

Long course

Scoring Method:

Comstock

Targets:

15x IPSC, 2x Plate, 3x NS

Minimum rounds:

32

Maximum points:

160

Start / stop:

Audible signal / last shot fired.

Starting position:

The shooter is standing downrange with his legs touching the blue line, hands naturally along his body.

Gun condition:

Loaded and holstered.

Procedure:

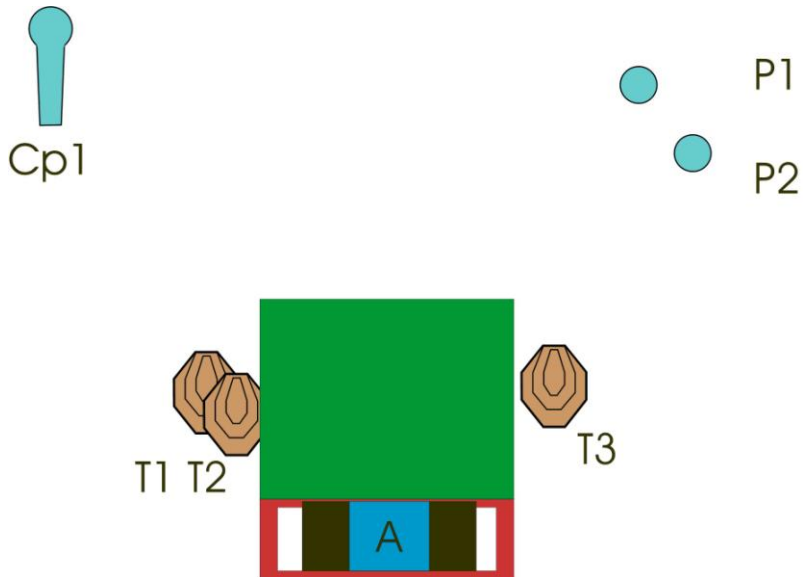
After audible signal engage all targets in any order from the area indicated.

Safe angles of fire:

According to IPSC rules, reduced from above by the height of the backstops.

fire:

STAGE 9

**CRO, RO, Help:**

Type of course: Short course

Scoring Method: Comstock

Targets: 3x IPSC, 1x CP, 2x Plate

Minimum rounds: 9

Maximum points: 45

Start / stop: Audible signal / last shot fired.

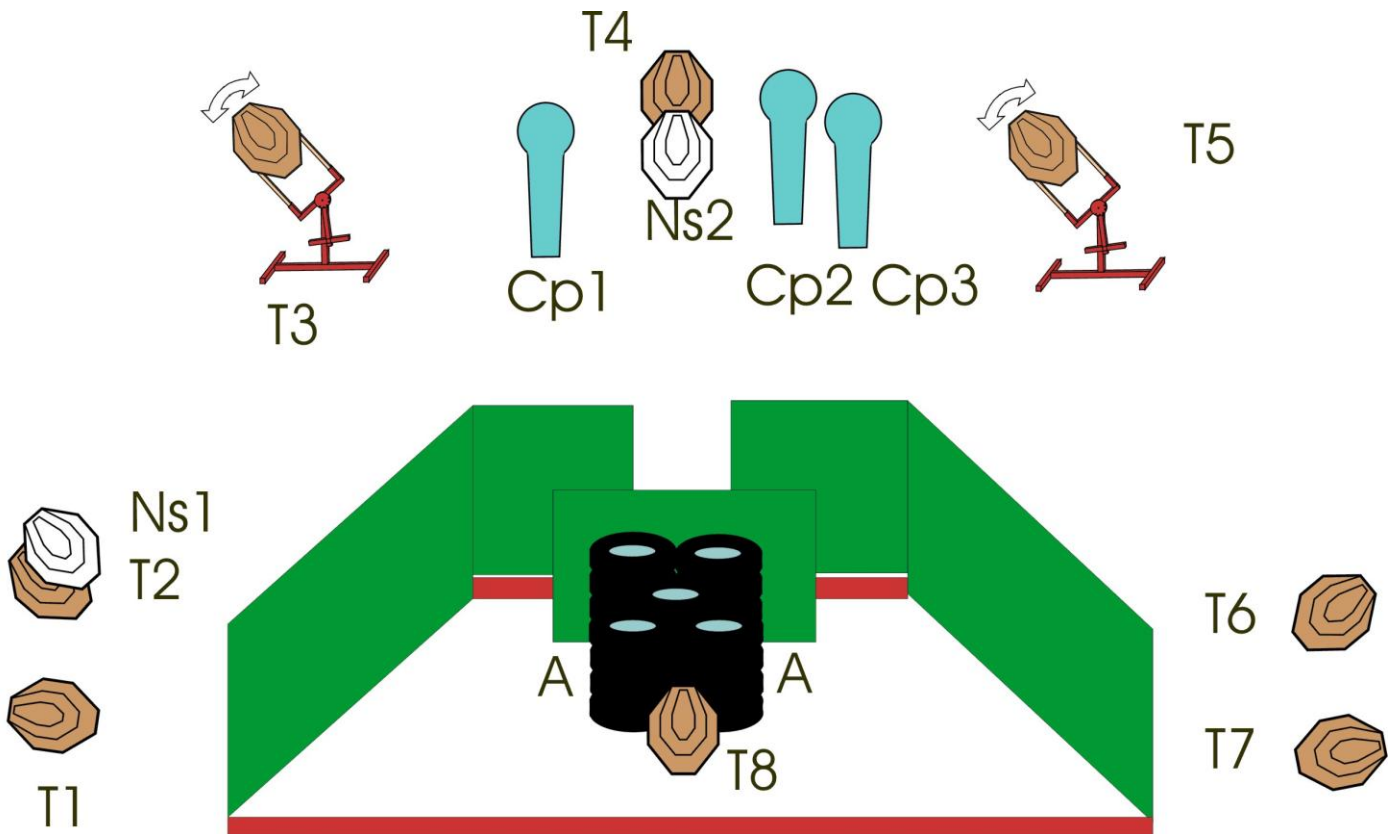
Starting position: The shooter is standing on the step at A with hands touching his ear protection.

Gun condition: Loaded and holstered.

Procedure: After audible signal engage all targets in any order from the area indicated.

Safe angles of fire: According to IPSC rules, reduced from above by the height of the backstops.

STAGE 10



CRO, RO, Help:

Type of course: Long course

Scoring Method: Comstock

Targets: 8x IPSC, 3x CP, 2x NS

Minimum rounds: 19

Maximum points: 95

Start / stop: Audible signal / last shot fired.

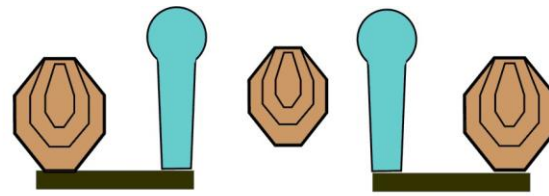
Starting position: The shooter is standing inside the marked area, holding a phone with his strong hand at his ear phoning.

Gun condition: Gun is totally empty and holstered.

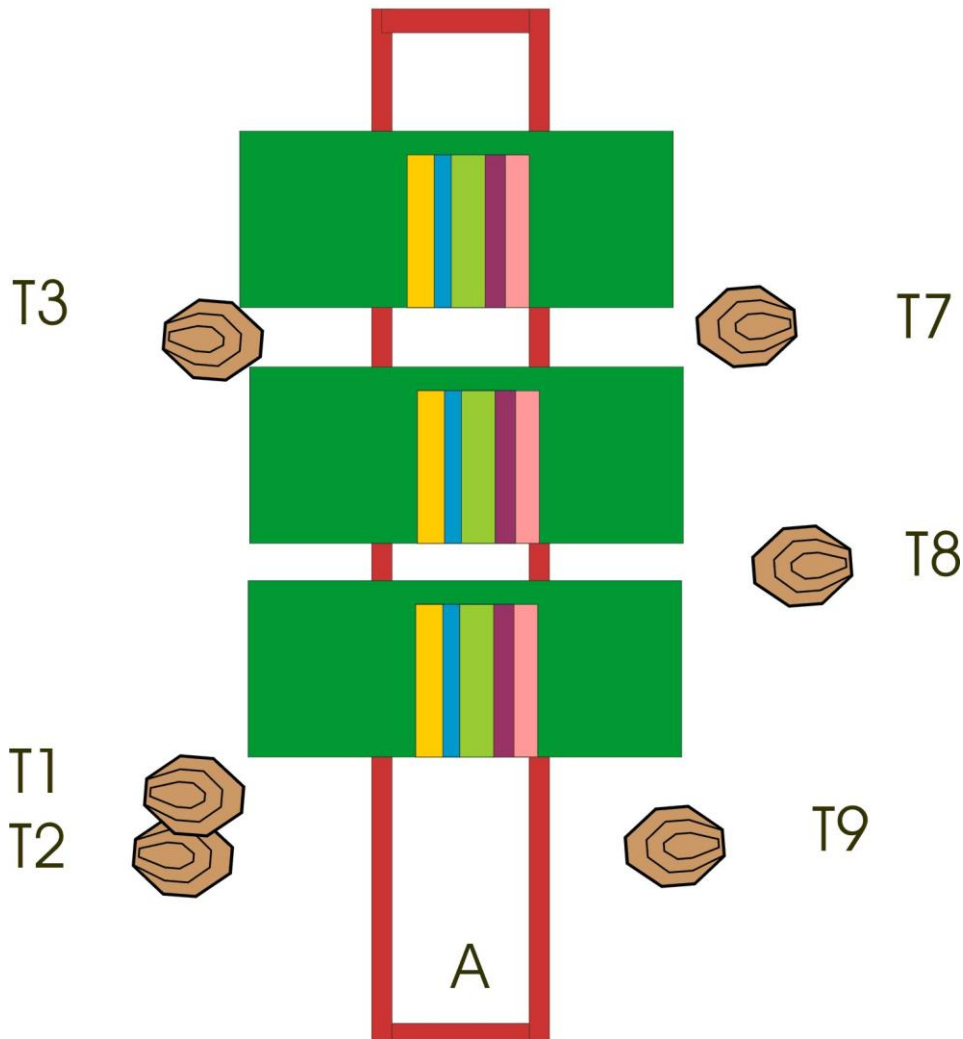
Procedure: After audible signal engage all targets in any order from the area indicated. CP1 activates T3 bobber and CP3 activates T5 bobber. Both bobbers remain visible when stationary.

Safe angles of fire: According to IPSC rules, reduced from above by the height of the backstops.

STAGE 11



T4 CP1 T5 Cp2 T6



CRO, RO, Help:

Type of course:

Long course

Scoring Method:

Comstock

Targets:

9x IPSC, 2x CP

Minimum rounds:

20

Maximum points:

100

Start / stop:

Audible signal / last shot fired.

Starting position:

The shooter is standing at A.

Gun condition:

Loaded and holstered.

Procedure:

After audible signal engage all targets in any order from the area indicated.

CP1 raises T4 and CP2 raises T6.

Safe angles of

fire: According to IPSC rules, reduced from above by the height of the backstops.

fire: