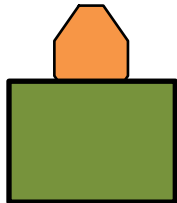
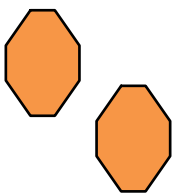
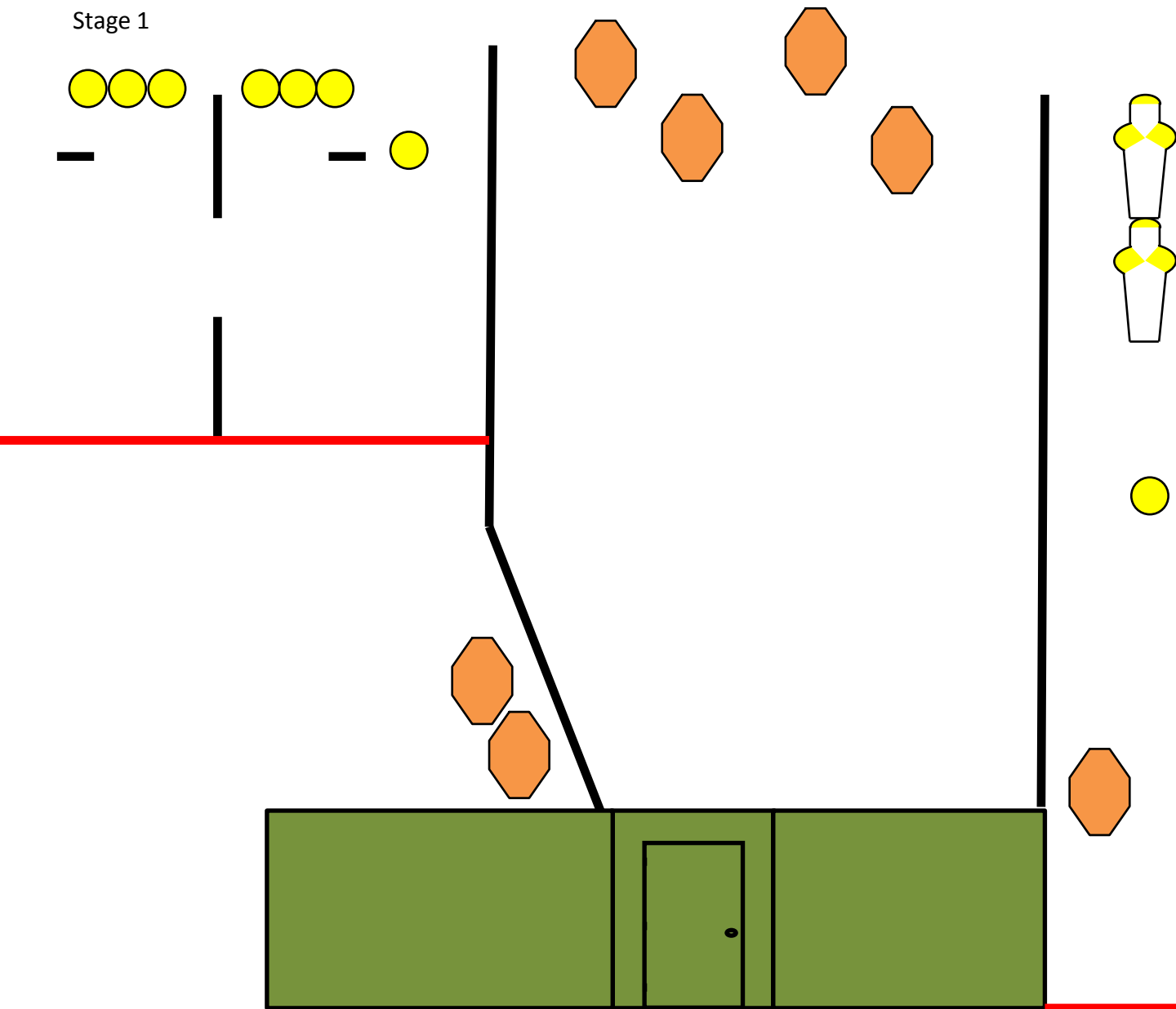


Stage 1



Stage 1

Comstock long course

Min. rounds: 30, max. points: 150

Targets: 10 IPSC targets , 2 pepper poppers, 8 plates.

Start position: standing at A, as shown by RO.

Gun condition: loaded and holstered.

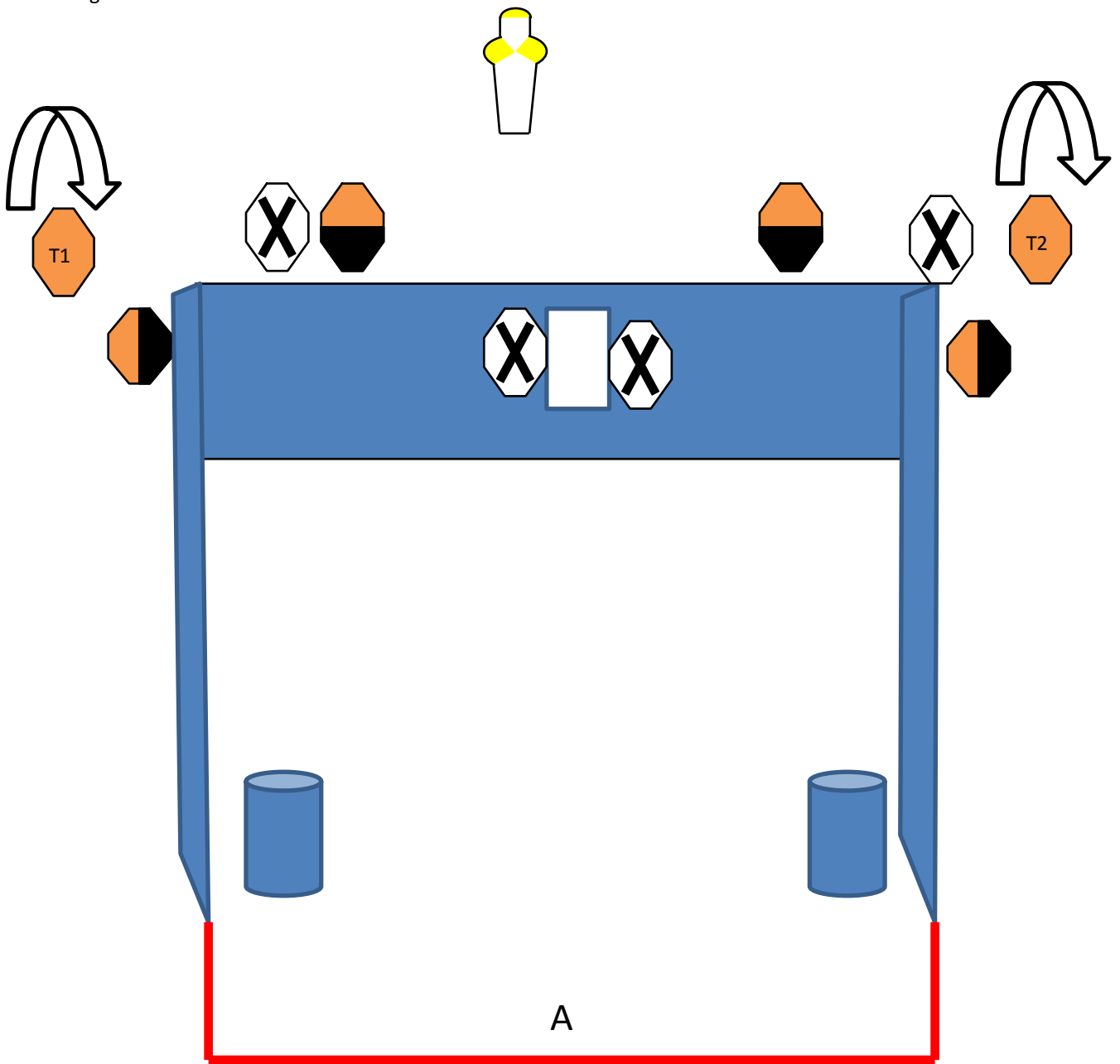
Start: audible signal, Stop: last shot.

Procedure: After the audible start signal shoot targets while remaining within the fault lines.

Rules according to latest rulebook.

A

Stage 2



Stage 2

Comstock medium course

Min. rounds: 13, max. points: 65

Targets: 6 IPSC targets, some reduced in size, 1 pepper popper, 4 penalty targets.

Start position: standing at „A“ with heels at the line, as shown by RO.

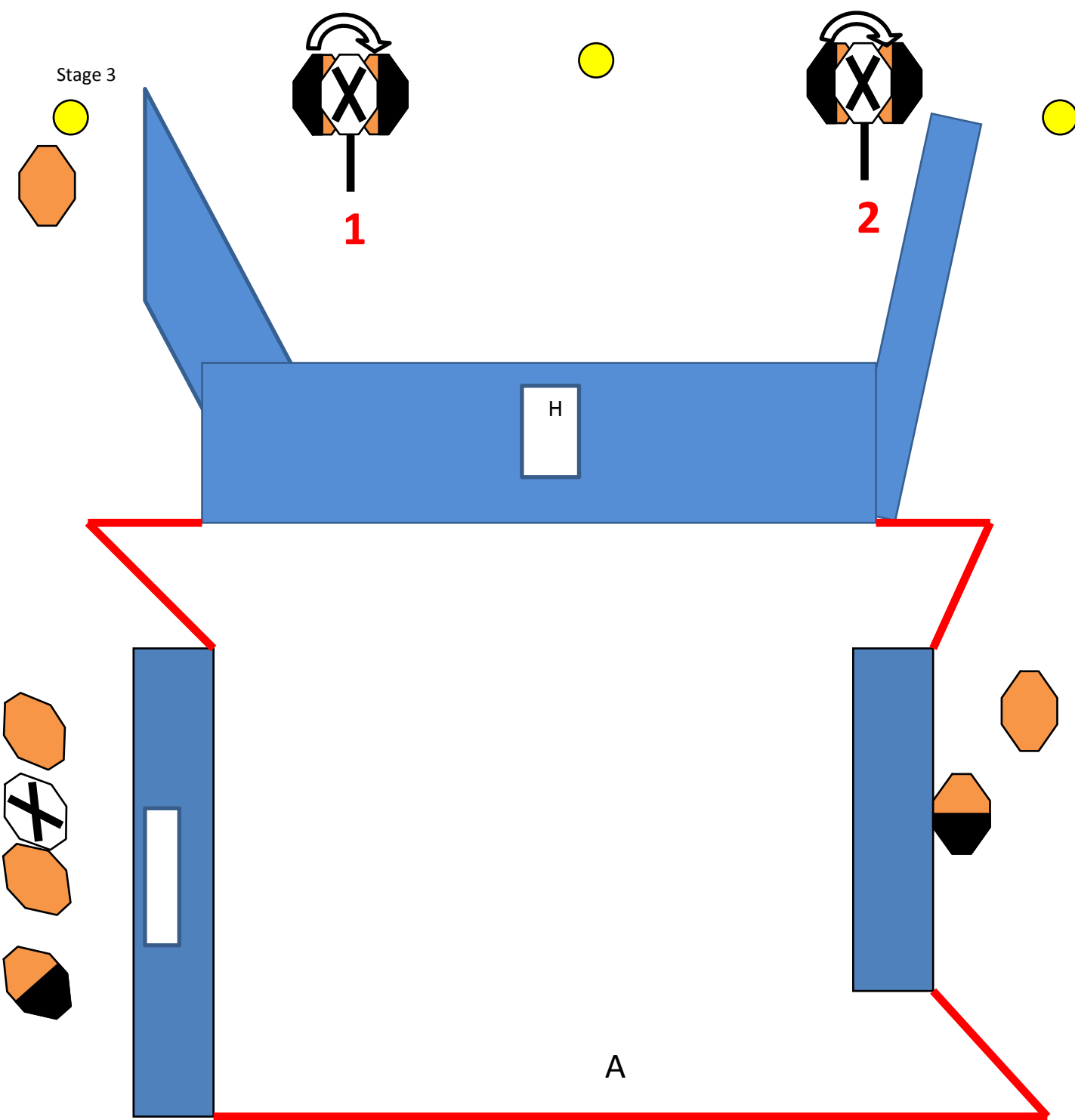
Gun condition: Empty gun will be lying flat on one barrel, all magazines to be used will be lying on other barrel, no magazines on belt".

Start: audible signal, Stop: last shot.

Procedure: After the audible start signal shoot targets while remaining within the fault lines.

The popper makes T1 and T2 visible.

Rules according to latest rulebook.



### Stage 3

Comstock long course

Min. rounds: 23, max. points: 115.

Targets: 10 IPSC targets, some reduced in size, 3 plates, 3 penalty targets.

Start position: standing at A, as shown by RO.

Gun condition: loaded and holstered.

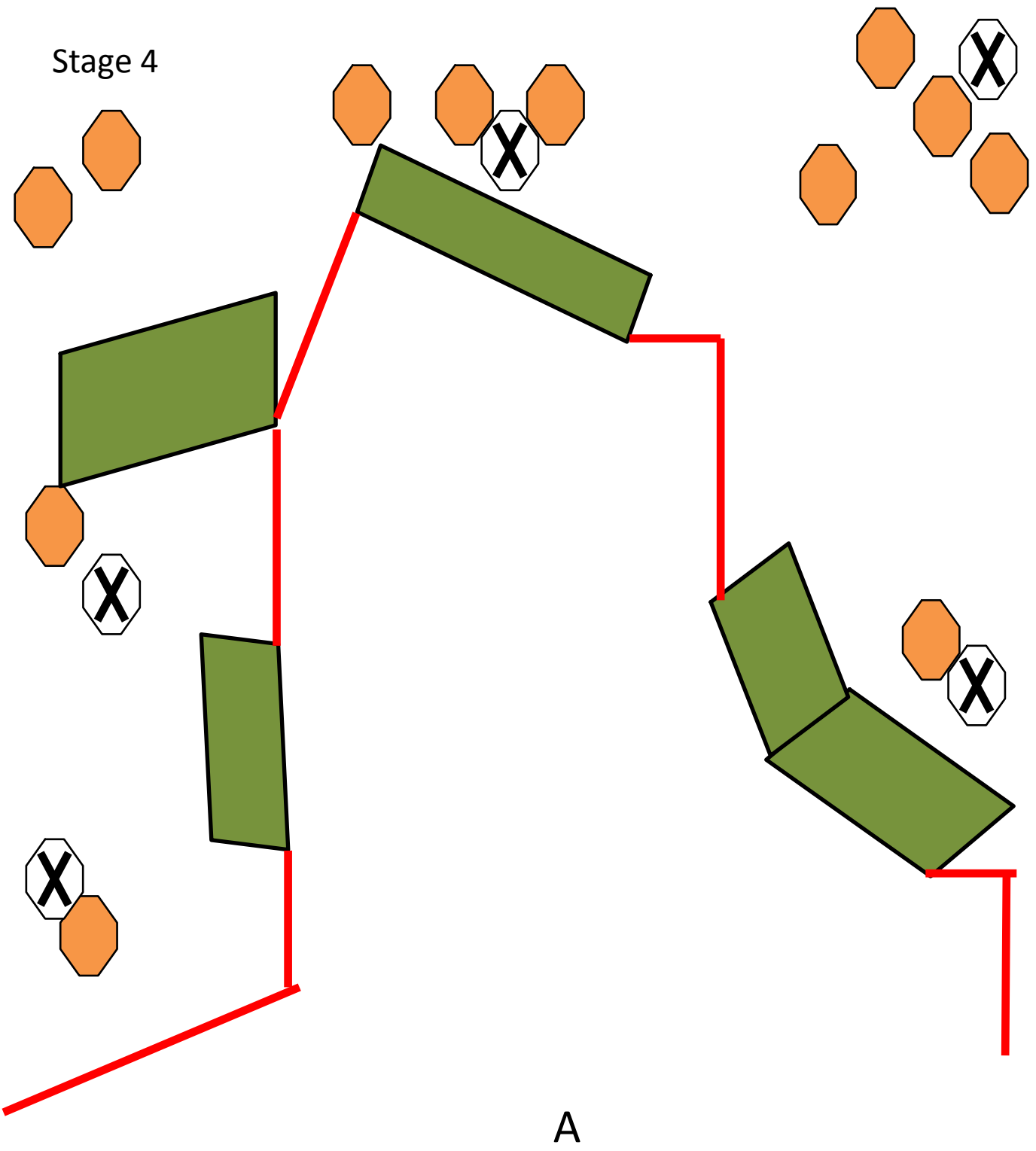
Start: audible signal, Stop: last shot.

Procedure: After the audible start signal shoot targets while remaining within the fault lines.

By pulling handle „H“ penalty targets 1 and 2 will be removed from the targets behind.

Rules according to latest rulebook.

# Stage 4



A

## Stage 4

Comstock long course

Min. rounds: 24, max. points: 120

Targets: 12 IPSC mini targets , 5 penalty targets.

Start position: standing at A, as shown by RO.

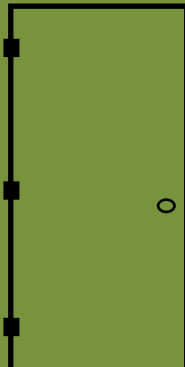
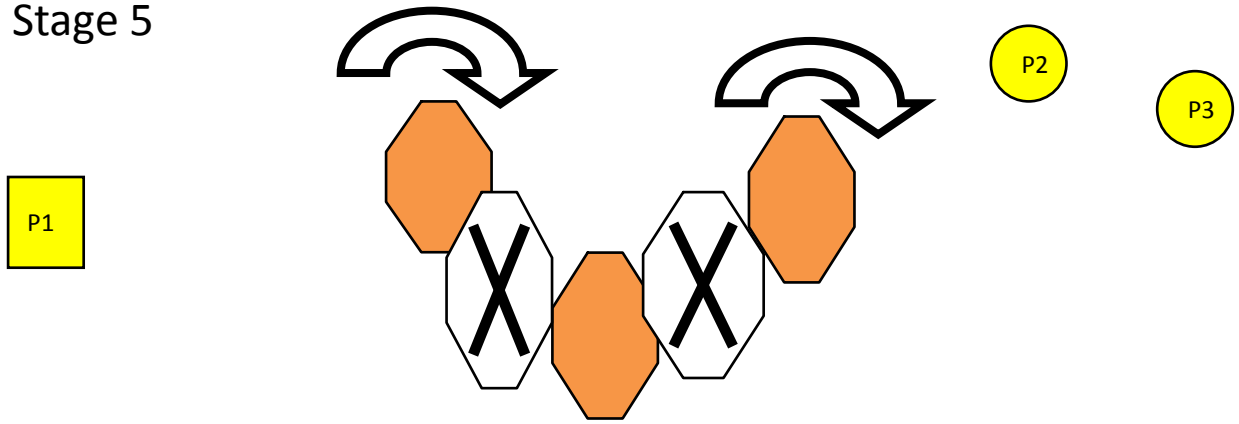
Gun condition: loaded and holstered.

Start: audible signal, Stop: last shot.

Procedure: After the audible start signal shoot targets while remaining within the fault lines.

Rules according to latest rulebook.

## Stage 5



### Stage 5

Comstock short course

Min. rounds: 9, max. points: 45

Targets: 3 IPSC targets, 3 plates, 2 penalty targets.

Start position: as shown by range officer, strong hand on door handle.

Gun condition: loaded and holstered.

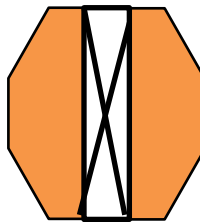


Start: audible signal, Stop: last shot.

Procedure: After the audible start signal shoot targets while remaining within the fault lines.

Door activates 2 bobbles, both remain visible.

Rules according to latest rulebook.

## Stage 6



---

### Stage 6

Comstock short course

Min. 9 rounds, max. points 45.

Targets: 4 IPSC targets, some reduced in size, 1 plate, 2 penalty targets.

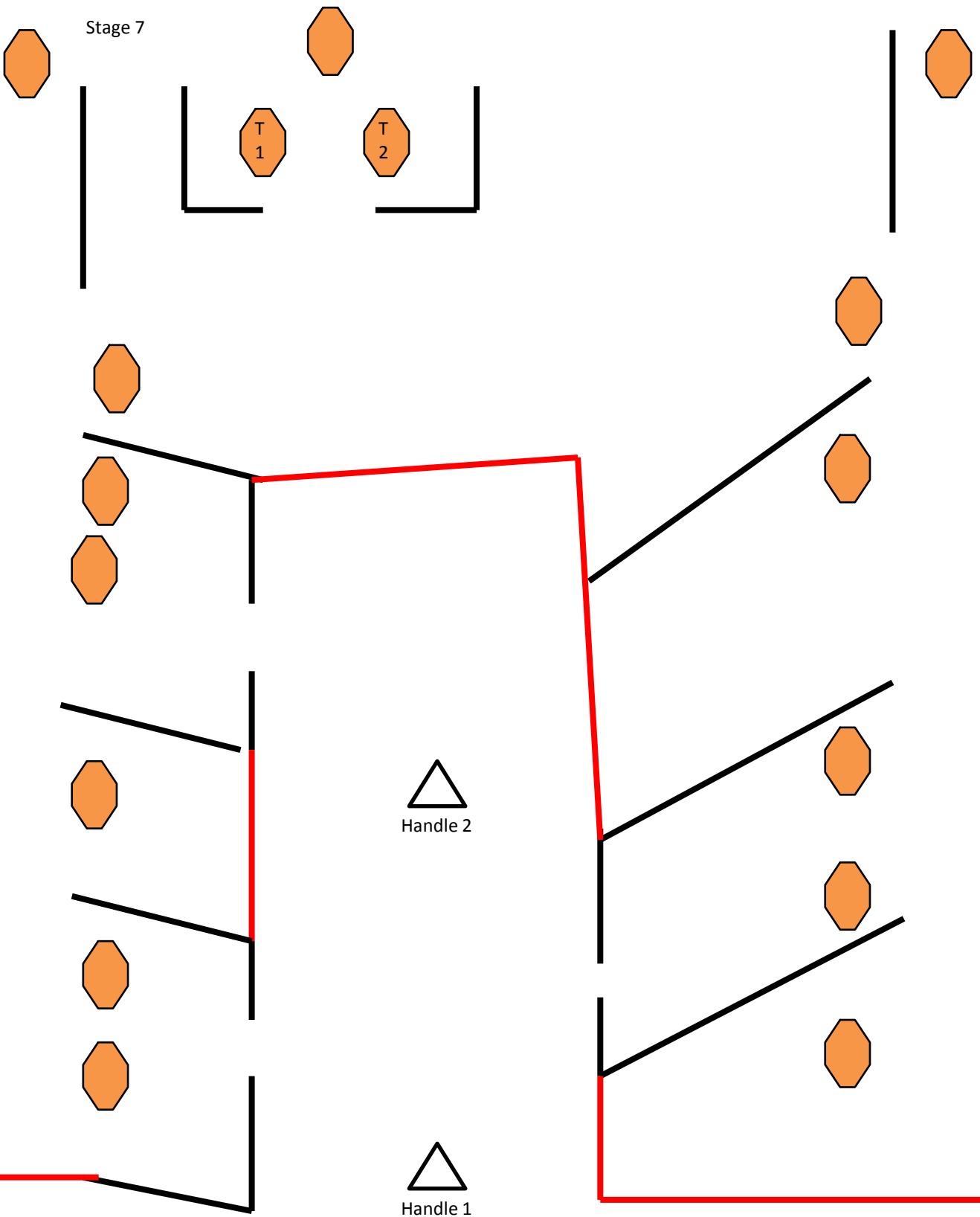
Start position: anywhere behind fault line as shown by RO, facing downrange.

Gun condition: unloaded in holster.

Start signal: audible, stop: last shot.

Procedure: After the audible start signal shoot targets while remaining within the fault lines.

Rules according to latest rulebook.



Stage 7

Comstock long course

Min. rounds: 32, max. points: 160

Targets: 16 IPSC targets.

Start position: standing at A, as shown by RO.

Gun condition: magazine inserted and holstered.

Start: audible signal, Stop: last shot.


Procedure: After the audible start signal shoot targets while remaining within

the fault lines. Pulling handle 1 makes T1 visible, handle 2 makes T2 visible-

Rules according to latest rulebook.

A

Stage 8



Stage 8

Comstock short course

Min. 9 rounds, max. points 45.

Targets: 4 IPSC targets, some reduced in size, 1 plate, 2 penalty targets.

Start position: standing at A, as shown by RO, facing downrange.

Gun condition: loaded in holster.

Start signal: audible, stop: last shot.

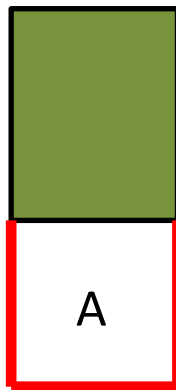
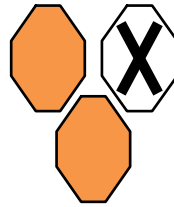
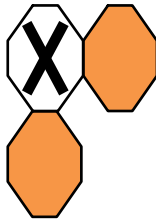
Procedure: After the audible start signal shoot targets while remaining within the fault lines.

Rules according to latest rulebook.





Stage 10



Stage 10

Comstock short course

Min. 8 rounds, max. points 40.

Targets: 4 IPSC mini targets, 2 penalty targets.

Start position: standing at A, as shown by RO, hands above shoulders, facing downrange.

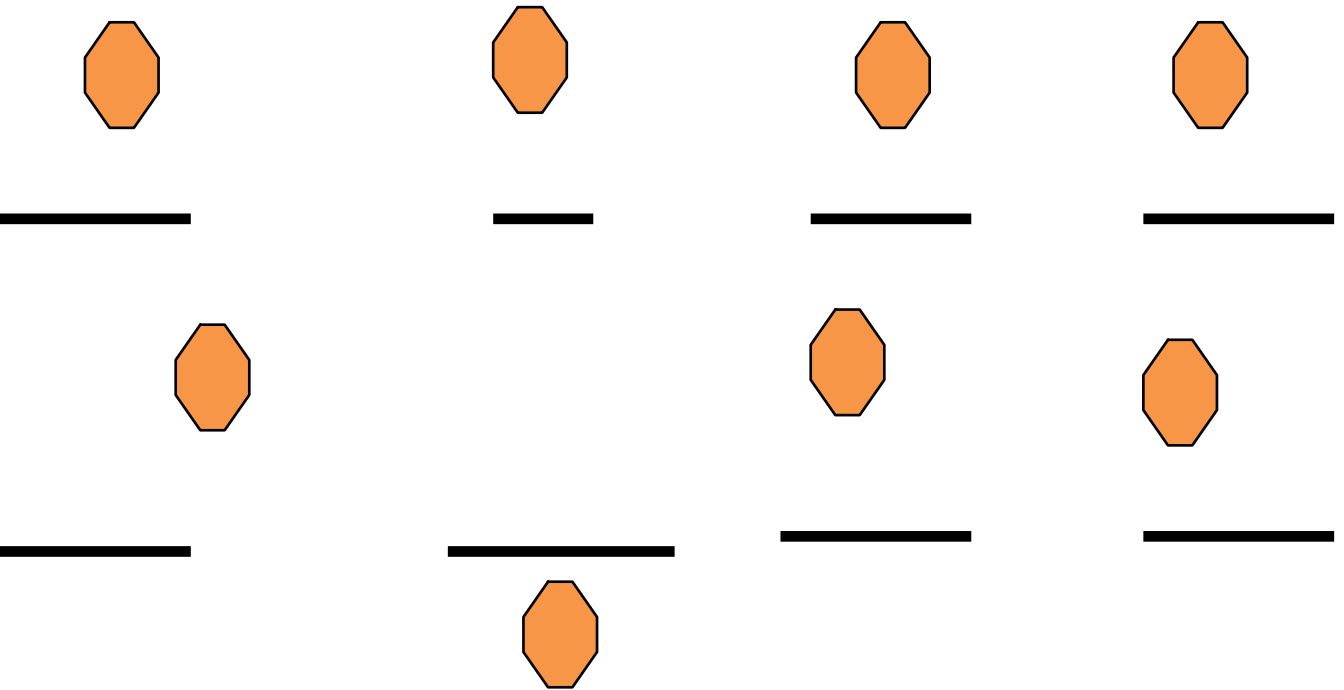
Gun condition: loaded in holster.

Start signal: audible, stop: last shot.

Procedure: After the audible start signal shoot targets while remaining within the fault lines.

Rules according to latest rulebook.

Stage 11



Stage 11

Comstock medium course

Min. 16 rounds, max. points 80.

Targets: 8 IPSC targets.

Start position: standing anywhere behind faultline, as shown by RO, facing downrange.

Gun condition: empty in holster.

Start signal: audible, stop: last shot.

Procedure: After the audible start signal shoot targets while remaining within the fault lines.

Rules according to latest rulebook