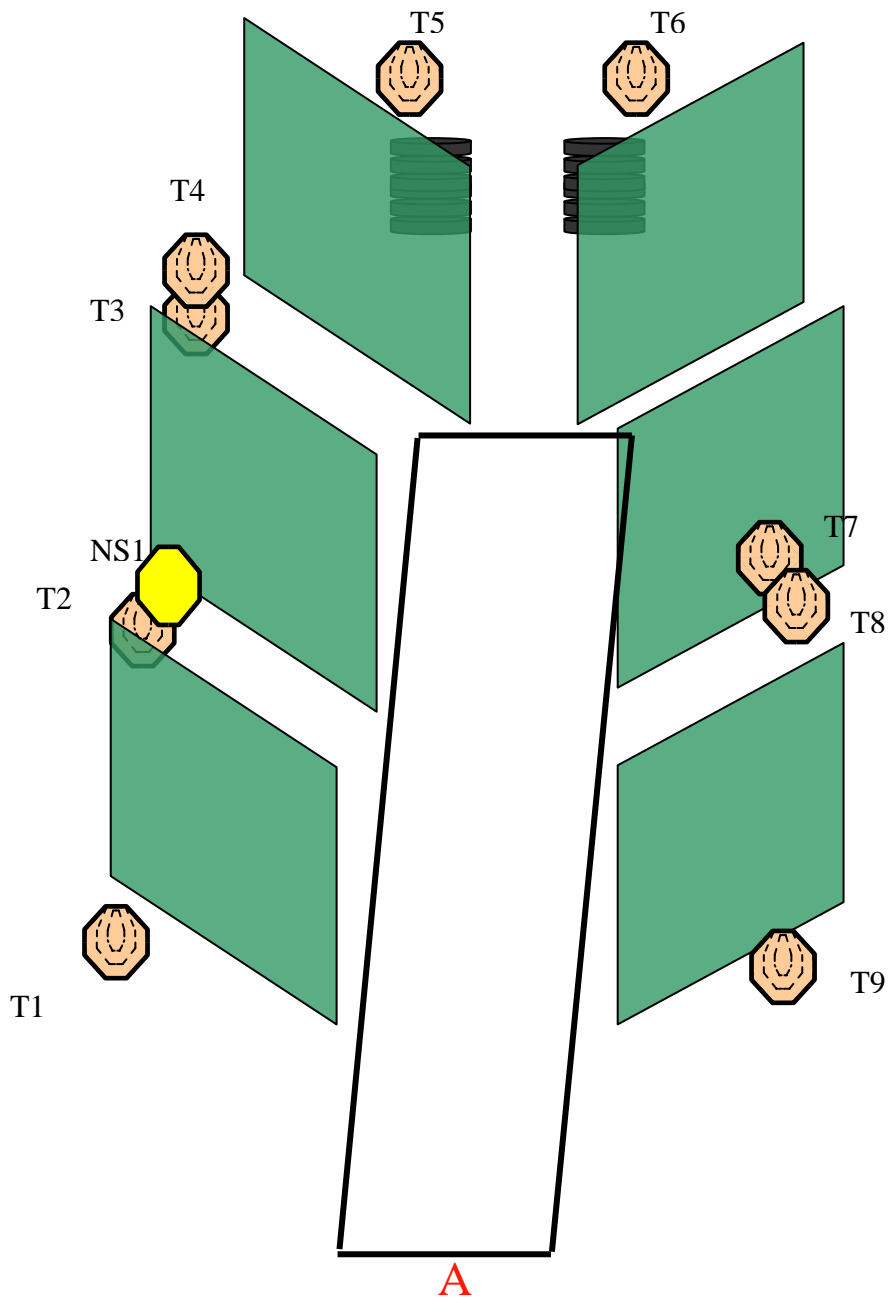


STAGE 1

**CRO, RO, Help:**

Type of course: Medium course

Scoring Method: Comstock

Targets: 9x IPSC, 1x NS

Minimum rounds: 18

Maximum points: 90

Start / stop: Audible signal / last shot fired.

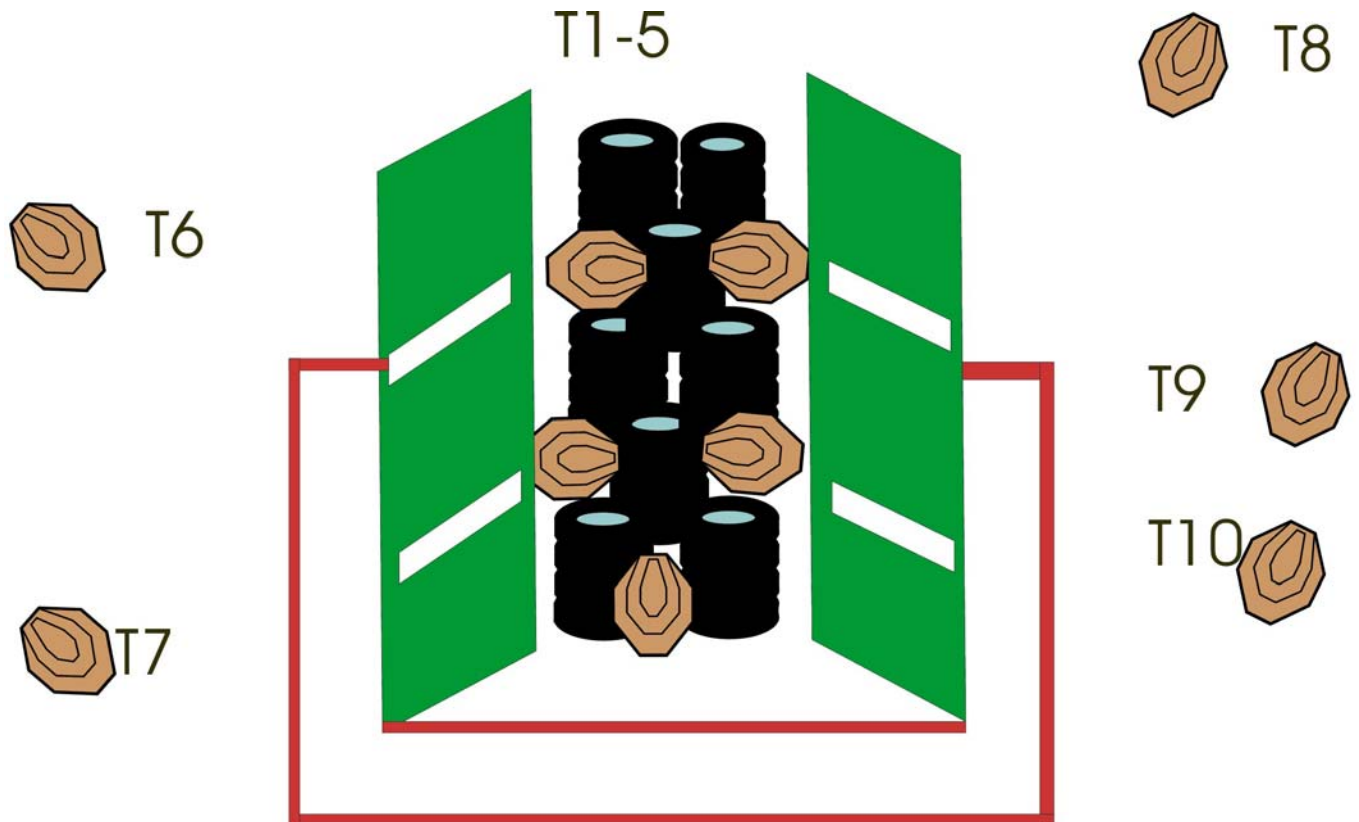
Starting position: Standing relaxed wherever by the line „A“.

Gun condition: Loaded and holstered.

Procedure: After audible signal engage all targets in any order from the area indicated.

Safe angles of fire: According to IPSC rules, reduced from above by the height of the backstops.

STAGE 2

**CRO, RO, Help:**

Type of course: Long course

Scoring Method: Comstock

Targets: 10x IPSC

Minimum rounds: 20

Maximum points: 100

Start / stop: Audible signal / last shot fired.

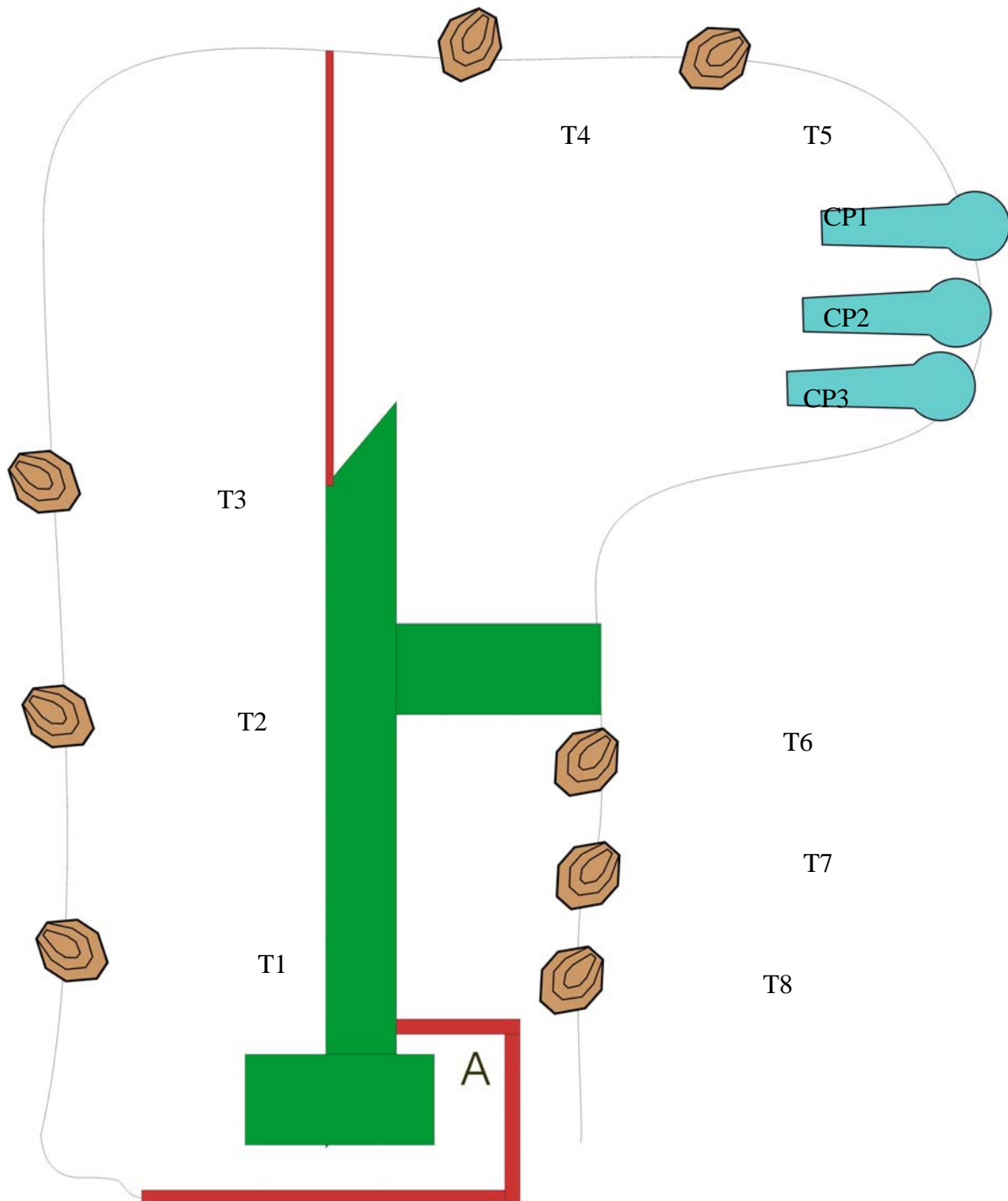
Starting position: The shooter is standing inside the marked area with hands touching the wall.

Gun condition: Loaded and holstered.

Procedure: After audible signal engage all targets in any order from the area indicated.

Safe angles of fire: According to IPSC rules, reduced from above by the height of the backstops.

STAGE 3



CRO, RO, Help:

Type of course:

Long course

Scoring Method:

Comstock

Targets:

8x IPSC, 3x CP,

Minimum rounds:

19

Maximum points:

95

Start / stop:

Audible signal / last shot fired.

Starting position:

The shooter is standing at A, hands naturally along his body.

Gun condition:

Loaded and holstered.

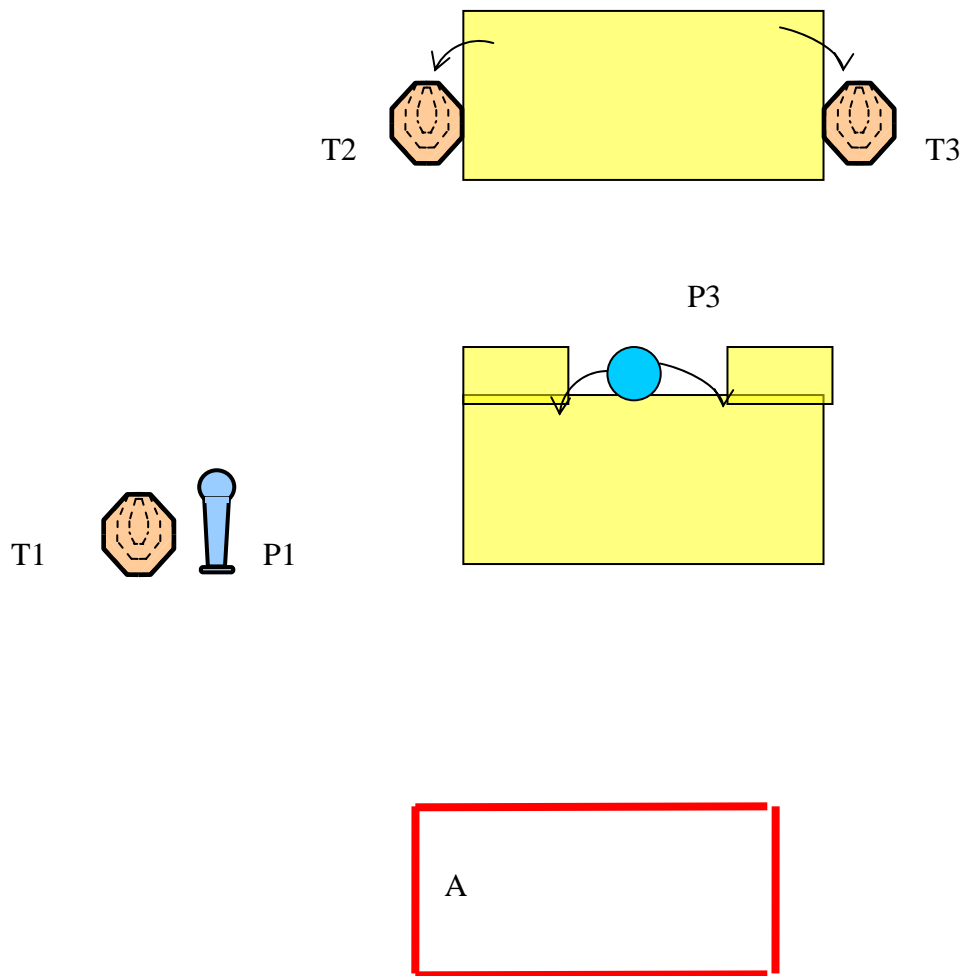
Procedure:

After audible signal engage all targets in any order from the area indicated.

Safe angles of fire:

According to IPSC rules, reduced from above by the height of the backstops.

STAGE 4

**CRO, RO, Help:**

Type of course: Short course

Scoring Method: Comstock

Targets: 3x IPSC, 1x CP, 1x plate

Minimum rounds: 8

Maximum points: 45

Start / stop: Audible signal / last shot fired.


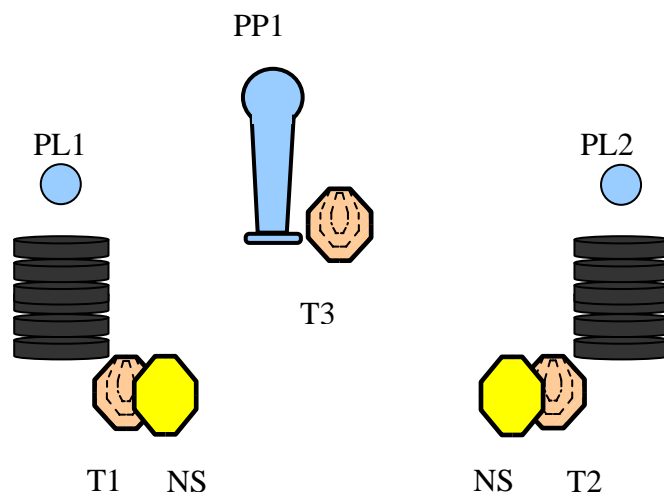
Starting position: The shooter is standing at A.

Gun condition: Loaded and holstered.

Procedure: After audible signal engage all targets in any order from the area indicated. When hit down, P1 falls T1 and activates the bobber with P3. When hit down, P3 activates disclosing T2 and T3. P3 is a plate mounted on a lever arm of the bobber. As will be shown.

Safe angles of fire: According to IPSC rules, reduced from above by the height of the backstops.

STAGE 5

**CRO, RO, Help:****Type of course:**

Short course

Scoring Method:

Comstock

Targets:

3x IPSC, 2x NS, 1 x CP, 2 x Plate

Minimum rounds:

9

Maximum points:

45

Start / stop:

Audible signal / last shot fired.

Starting position:

Standing relaxed in „A“.

Gun condition:

Loaded and holstered.

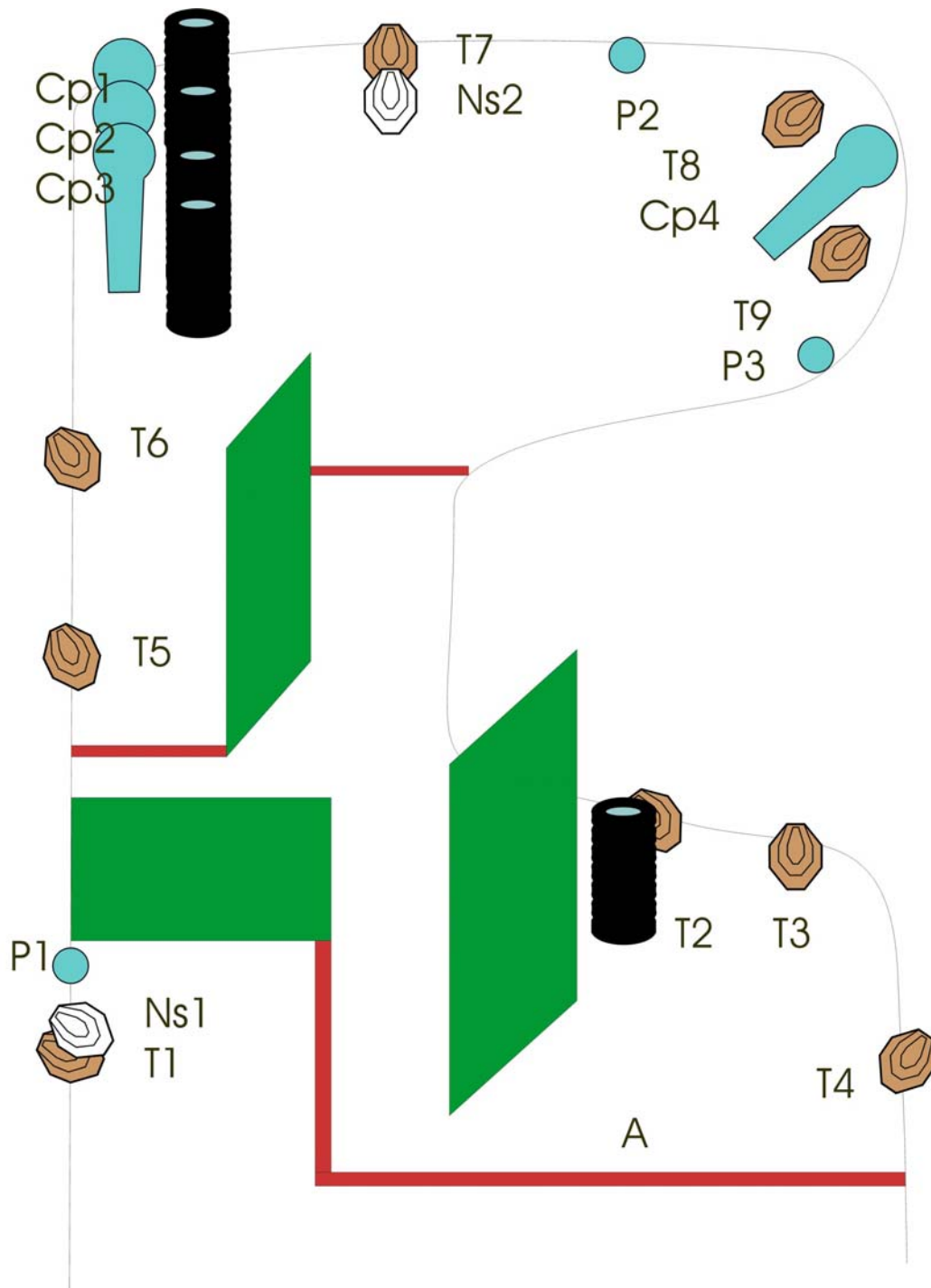
Procedure:

After audible signal engage all targets in any order from the area indicated.

Safe angles of fire:

According to IPSC rules, reduced from above by the height of the backstops.

STAGE 6



CRO, RO, Help:

Type of course:

Long course

Scoring Method:

Comstock

Targets:

9x IPSC, 4x CP, 2x NS, 3x plate

Minimum rounds:

25

Maximum points:

125

Start / stop:

Audible signal / last shot fired.

Starting position:

The shooter is standing at A, hands naturally along his body.

Gun condition:

Loaded and holstered.

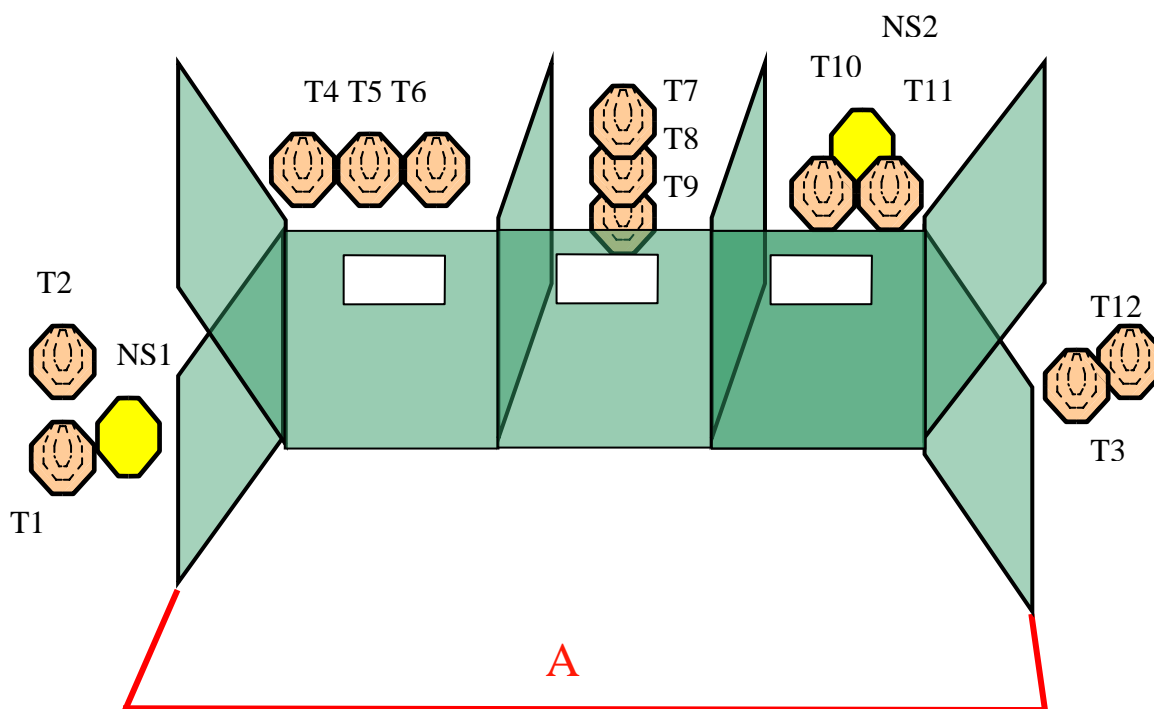
Procedure:

After audible signal engage all targets in any order from the area indicated.

Safe angles of fire:

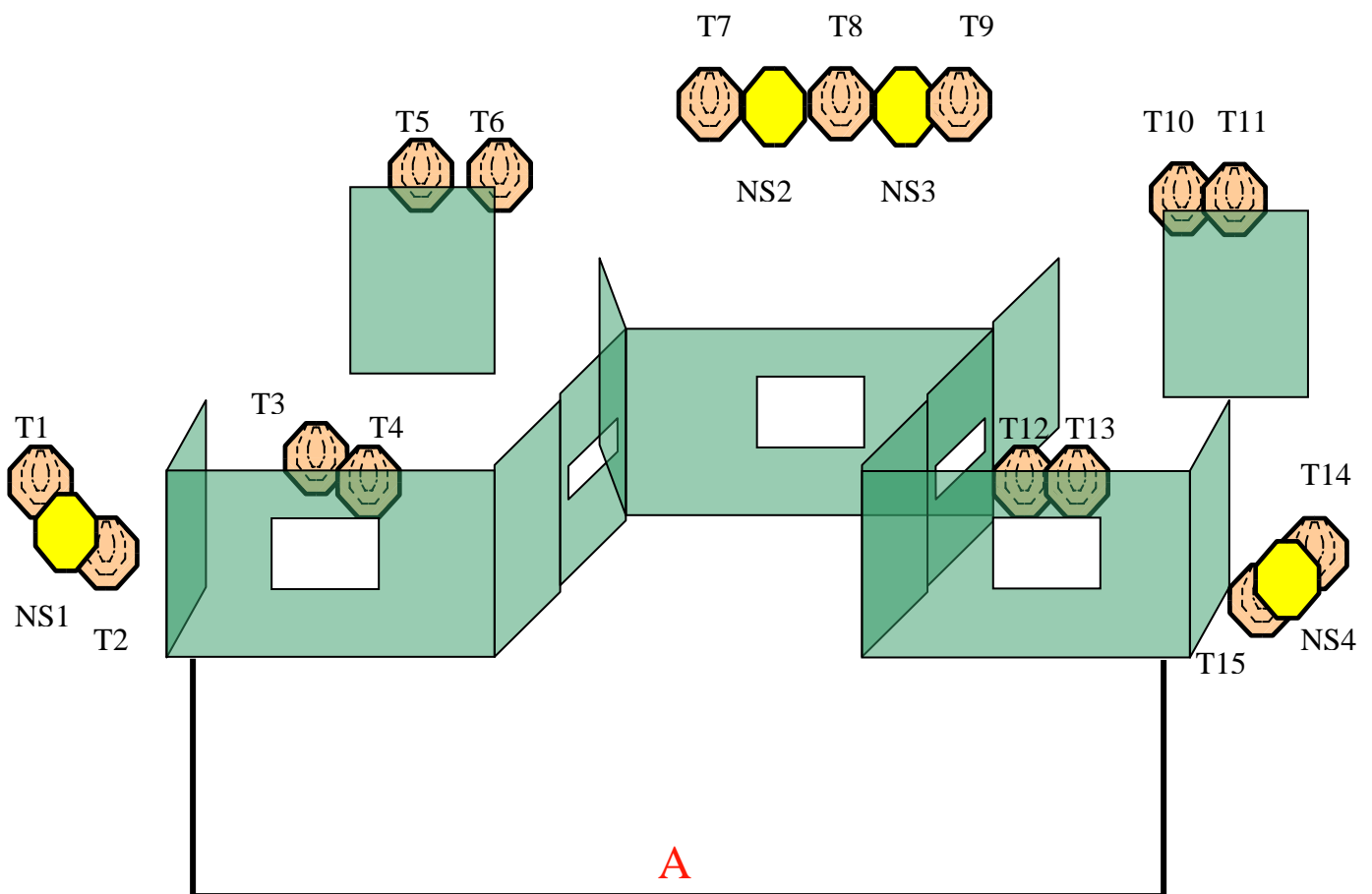
According to IPSC rules, reduced from above by the height of the backstops.

STAGE 7



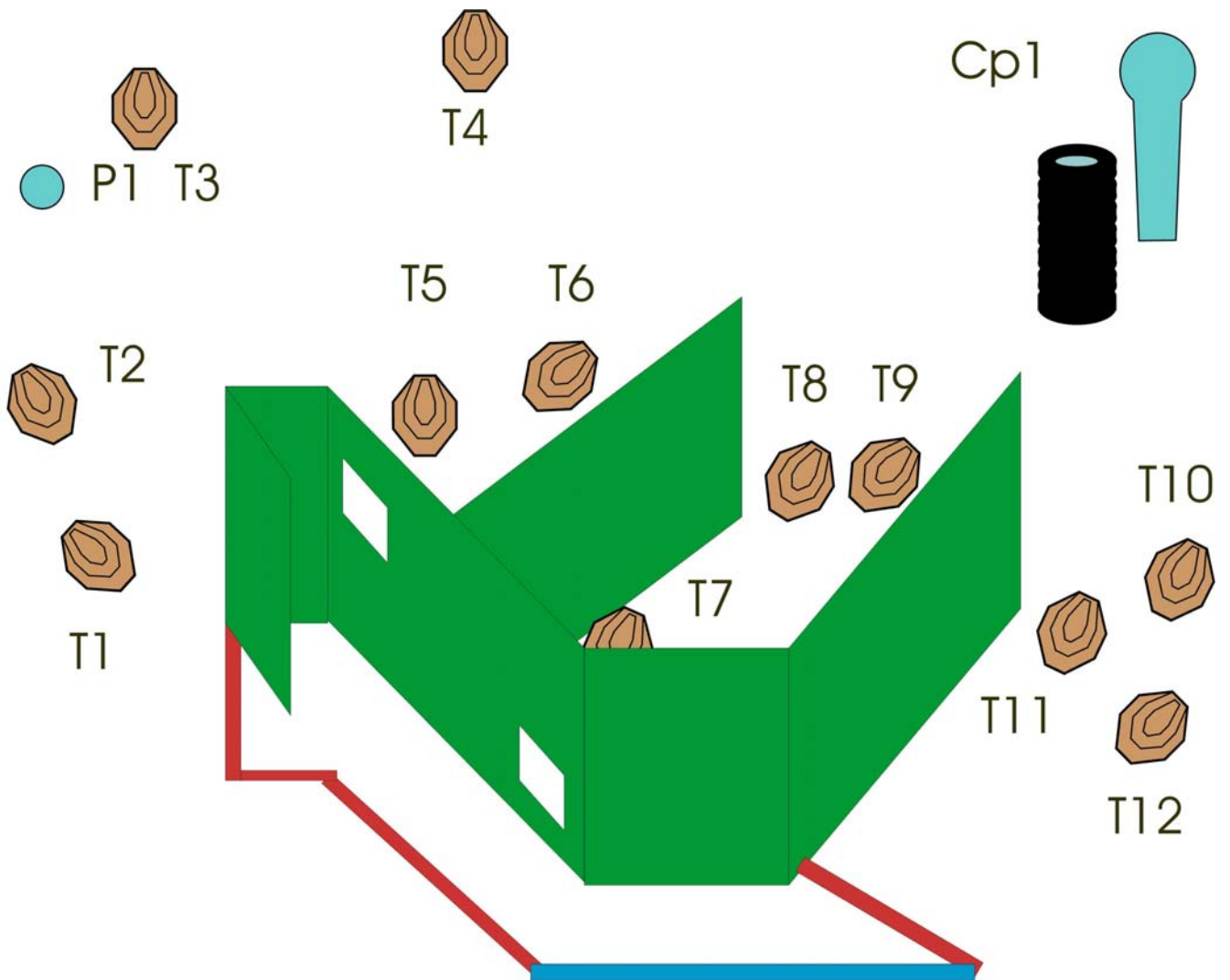
CRO, RO, Help:	
Type of course:	Long course
Scoring Method:	Comstock
Targets:	12x IPSC, 2 x NS
Minimum rounds:	24
Maximum points:	120
Start / stop:	Audible signal / last shot fired.
Starting position:	Standing relaxed in „A“. Both heels touching yellow line.
Gun condition:	Loaded and holstered.
Procedure:	After audible signal engage all targets in any order from the area indicated.
Safe angles of fire:	According to IPSC rules, reduced from above by the height of the backstops.

STAGE 8



CRO, RO, Help:	
Type of course:	Long course
Scoring Method:	Comstock
Targets:	15x IPSC, 4x NS
Minimum rounds:	30
Maximum points:	150
Start / stop:	Audible signal / last shot fired.
Starting position:	Standing relaxed in „A“, both feet touching the line.
Gun condition:	Loaded and holstered.
Procedure:	After audible signal engage all targets in any order from the area indicated.
Safe angles of fire:	According to IPSC rules, reduced from above by the height of the backstops.

STAGE 9



CRO, RO, Help:

Type of course:

Long course

Scoring Method:

Comstock

Targets:

12x IPSC, 1x CP, 1x Plate,

Minimum rounds:

26

Maximum points:

130

Start / stop:

Audible signal / last shot fired.

Starting position:

The shooter is standing downrange with his legs touching the blue line, hands naturally along his body.

Gun condition:

Loaded and holstered.


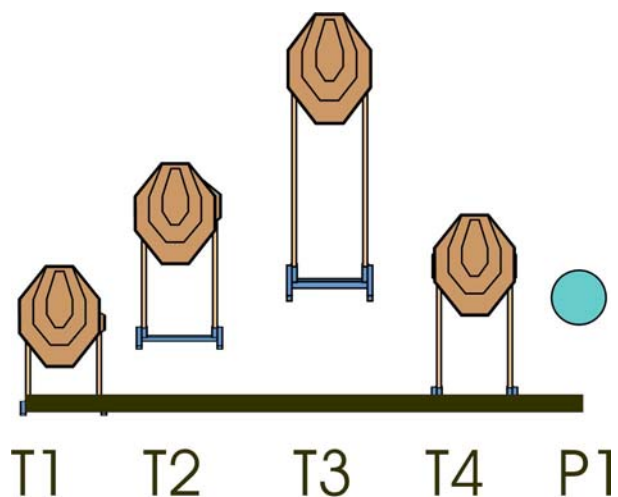
Procedure:

After audible signal engage all targets in any order from the area indicated.

Safe angles of fire:

According to IPSC rules, reduced from above by the height of the backstops.

STAGE 10



CRO, RO, Help:

Type of course: Short course

Scoring Method: Comstock

Targets: 4x IPSC, 1x plate

Minimum rounds: 9

Maximum points: 45

Start / stop: Audible signal / last shot fired.

Starting position: Shooter is lying with head towards the course of fire

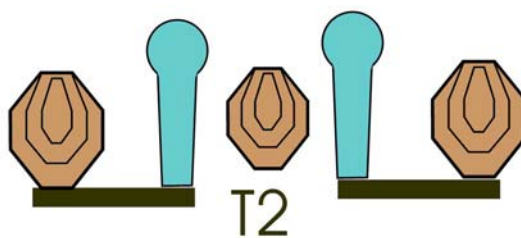
Gun condition: Empty gun and all magazines on the table.

Procedure: After audible signal engage all targets in any order from the area indicated.

Safe angles of fire: According to IPSC rules, reduced from above by the height of the backstops.

STAGE 11

T1 Cp1 Cp2 T3



CRO, RO, Help:

Type of course:

Short course

Scoring Method:

Comstock

Targets:

3x IPSC, 2x CP

Minimum rounds:

8

Maximum points:

40

Start / stop:

Audible signal / last shot fired.

Starting position:

The shooter is standing inside the marked area with hands touching the wall.

Gun condition:

Loaded and holstered.

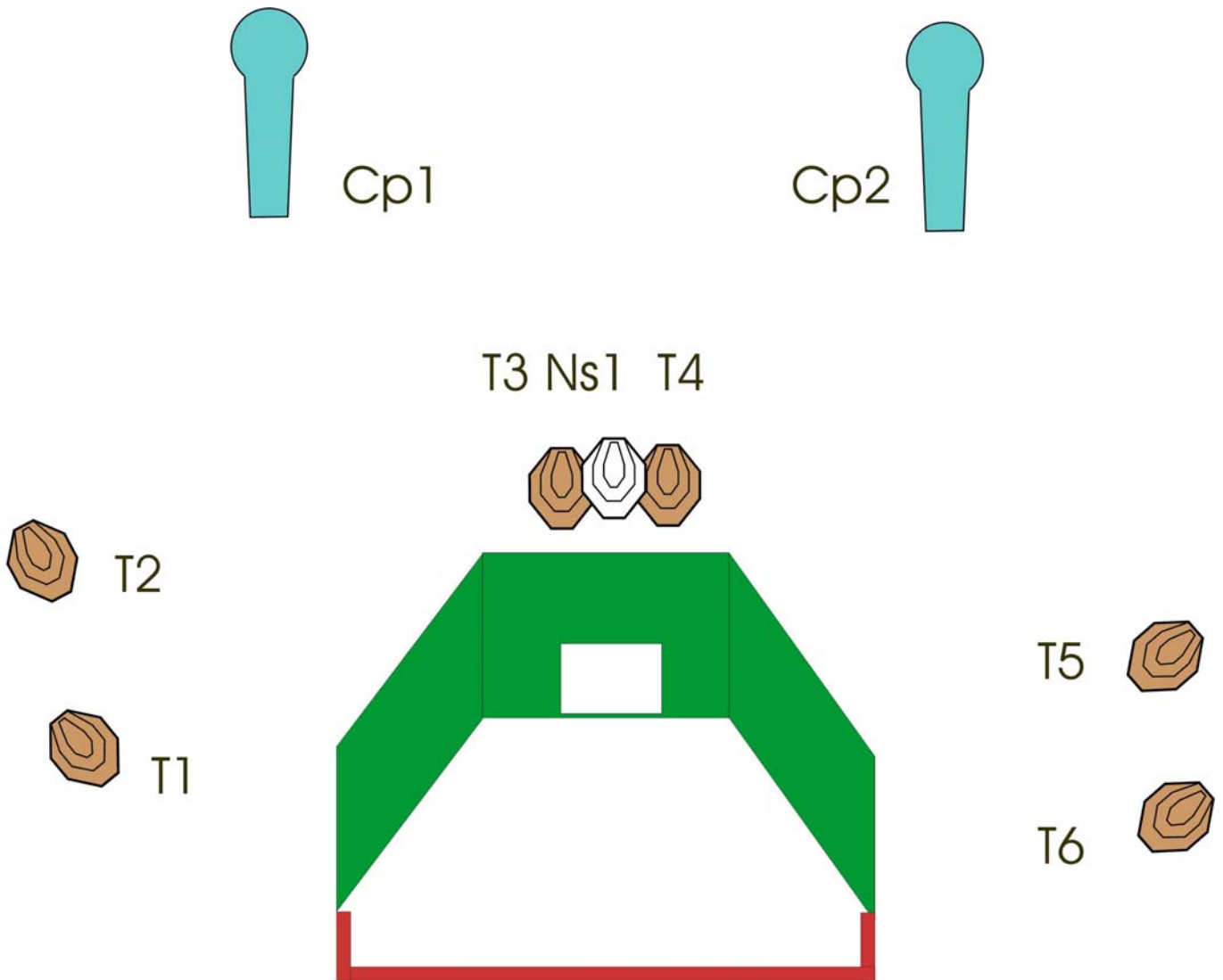
Procedure:

After audible signal engage all targets in any order from the area indicated.

Safe angles of fire:

According to IPSC rules, reduced from above by the height of the backstops.

STAGE 12

**CRO, RO, Help:**

Type of course: Medium course

Scoring Method: Comstock

Targets: 6x IPSC, 2x CP, 1x NS

Minimum rounds: 14

Maximum points: 40

Start / stop: Audible signal / last shot fired.

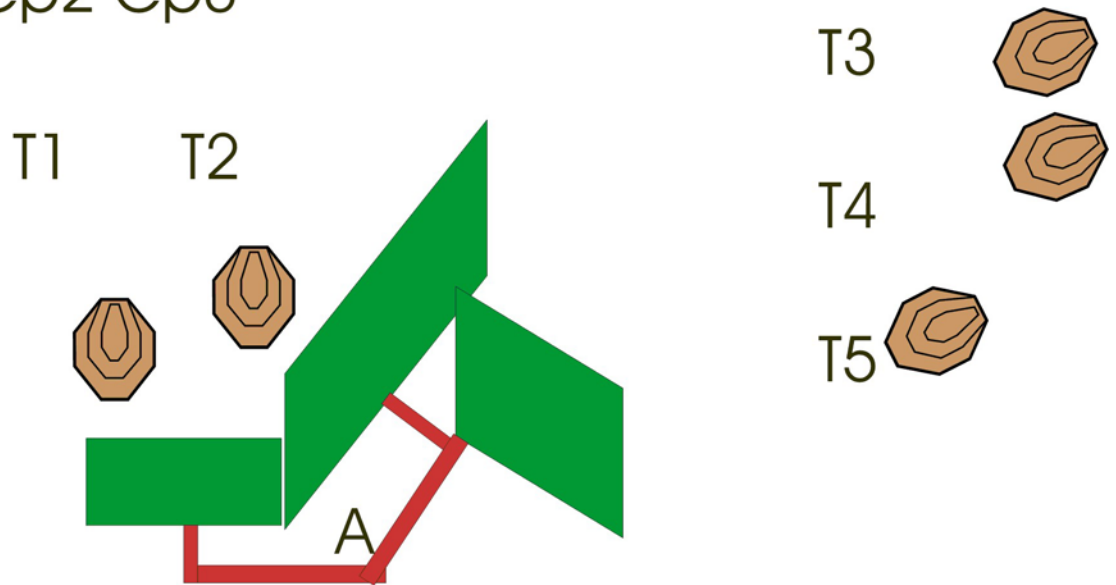
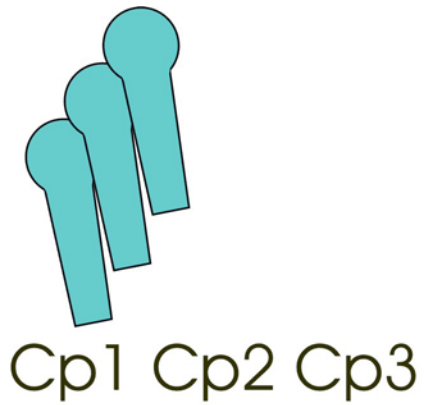
Starting position: The shooter is standing inside the marked area, hands naturally along his body.

Gun condition: Loaded and holstered.

Procedure: After audible signal engage all targets in any order from the area indicated.

Safe angles of fire: According to IPSC rules, reduced from above by the height of the backstops.

STAGE 13

**CRO, RO, Help:**

Type of course: Medium course
Scoring Method: Comstock

Targets: 5x IPSC, 5x CP,

Minimum rounds: 15

Maximum points: 75

Start / stop: Audible signal / last shot fired.

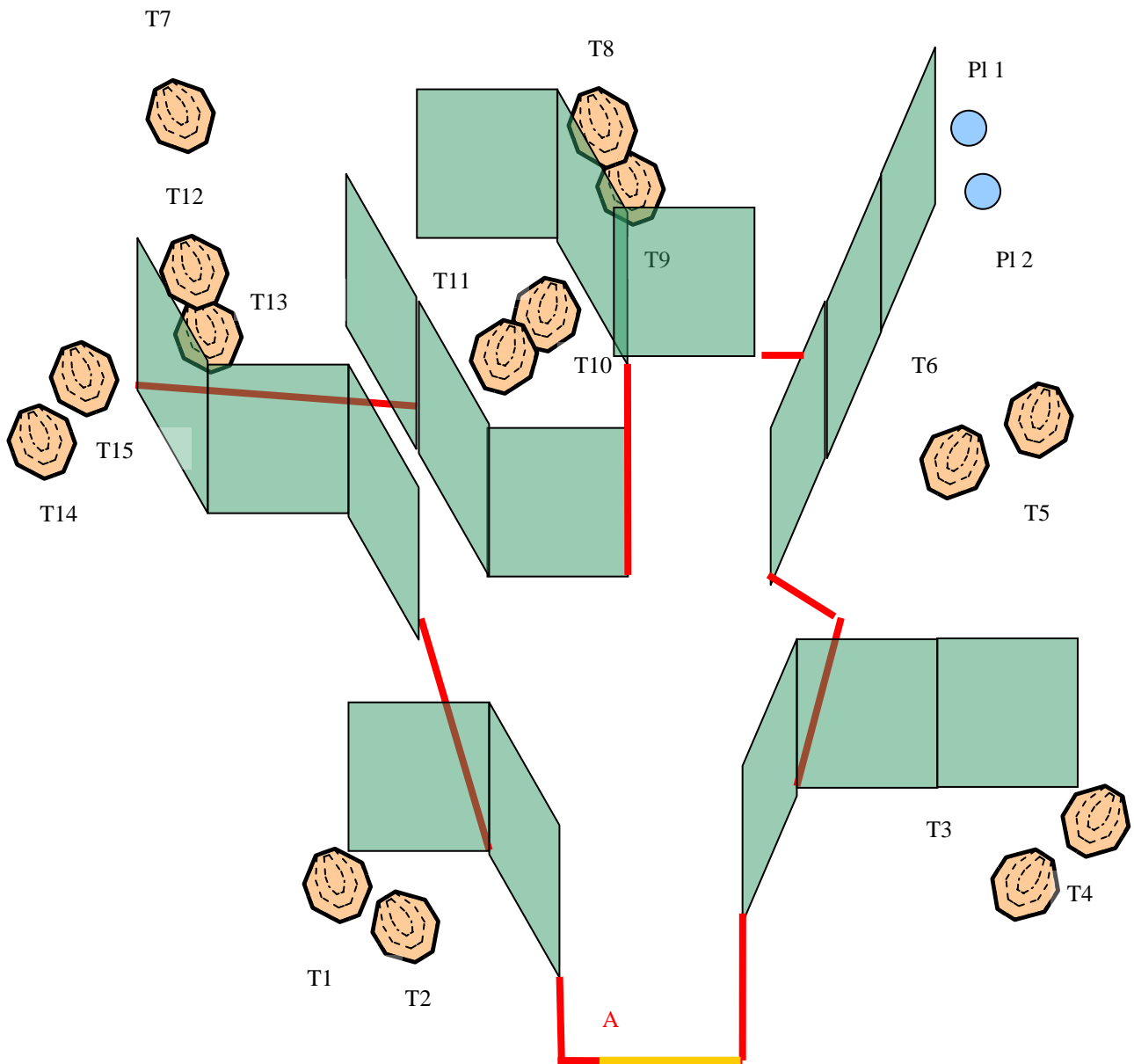
Starting position: The shooter is standing at A, hands naturally along his body.

Gun condition: Loaded and holstered.

Procedure: After audible signal engage all targets in any order from the area indicated.

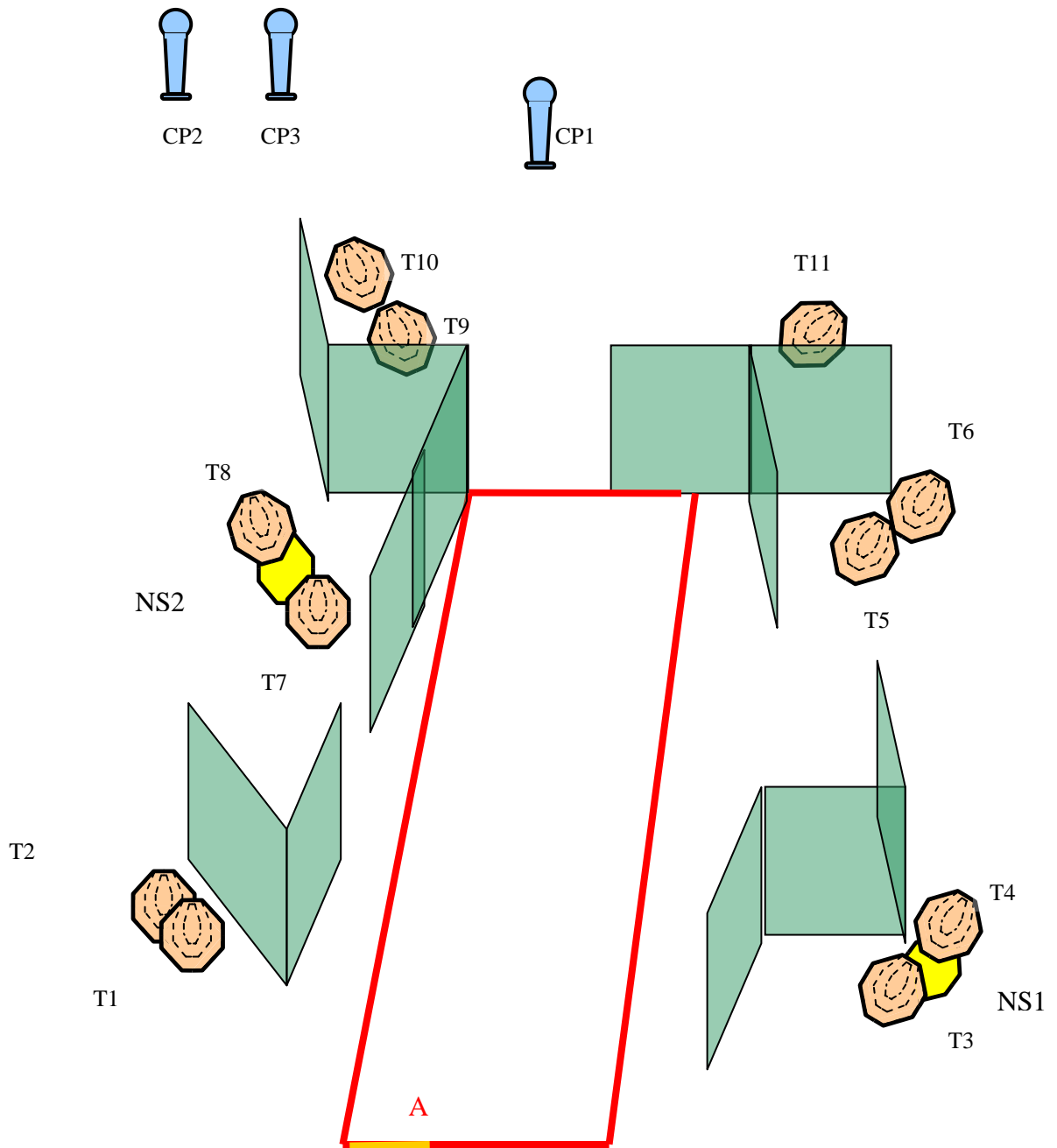
Safe angles of fire: According to IPSC rules, reduced from above by the height of the backstops.

STAGE 14



CRO, RO, Help:	
Type of course:	Long course
Scoring Method:	Comstock
Targets:	15x IPSC, 2 x PI
Minimum rounds:	32
Maximum points:	160
Start / stop:	Audible signal / last shot fired.
Starting position:	Standing relaxed in „A“. Both heels touching yellow line.
Gun condition:	Loaded and holstered.
Procedure:	After audible signal engage all targets in any order from the area indicated.
Safe angles of fire:	According to IPSC rules, reduced from above by the height of the backstops.

STAGE 15



CRO, RO, Help:

Type of course:

Long course

Scoring Method:

Comstock

Targets:

11x IPSC, 2x NS, 3 x CP

Minimum rounds:

25

Maximum points:

125

Start / stop:

Audible signal / last shot fired.

Starting position:

Standing relaxed in „A“. Both heels touching yellow line.

Gun condition:

Loaded and holstered.

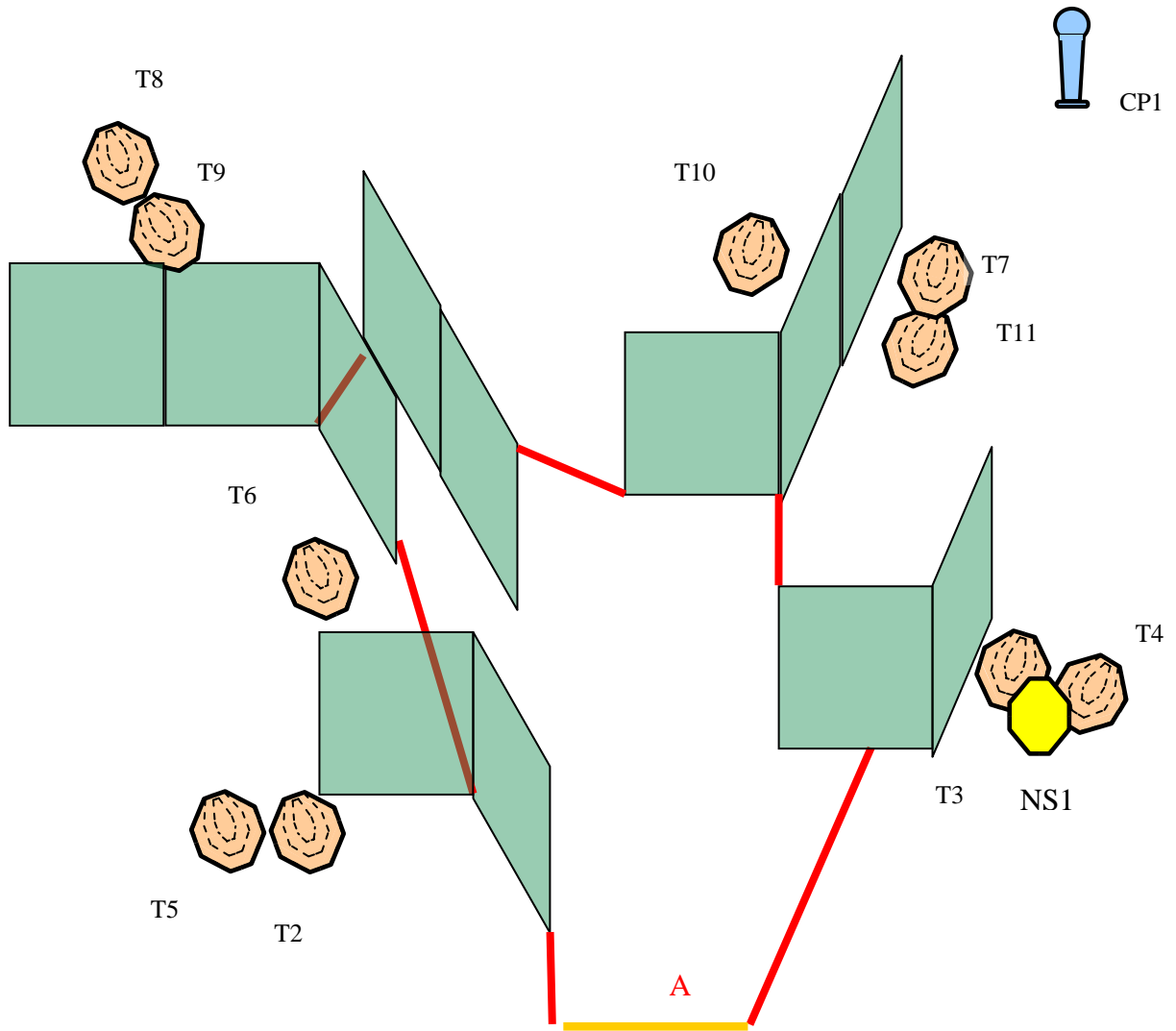
Procedure:

After audible signal engage all targets in any order from the area indicated.

Safe angles of fire:

According to IPSC rules, reduced from above by the height of the backstops.

STAGE 16



CRO, RO, Help:

Type of course:

Long course

Scoring Method:

Comstock

Targets:

10x IPSC, 1x NS, 1 x CP

Minimum rounds:

21

Maximum points:

105

Start / stop:

Audible signal / last shot fired.

Starting position:

Standing relaxed in „A“. Both heels touching yellow line.

Gun condition:

Loaded and holstered.

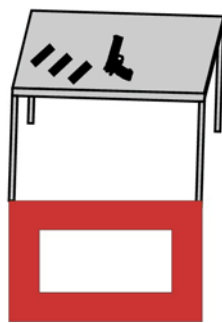
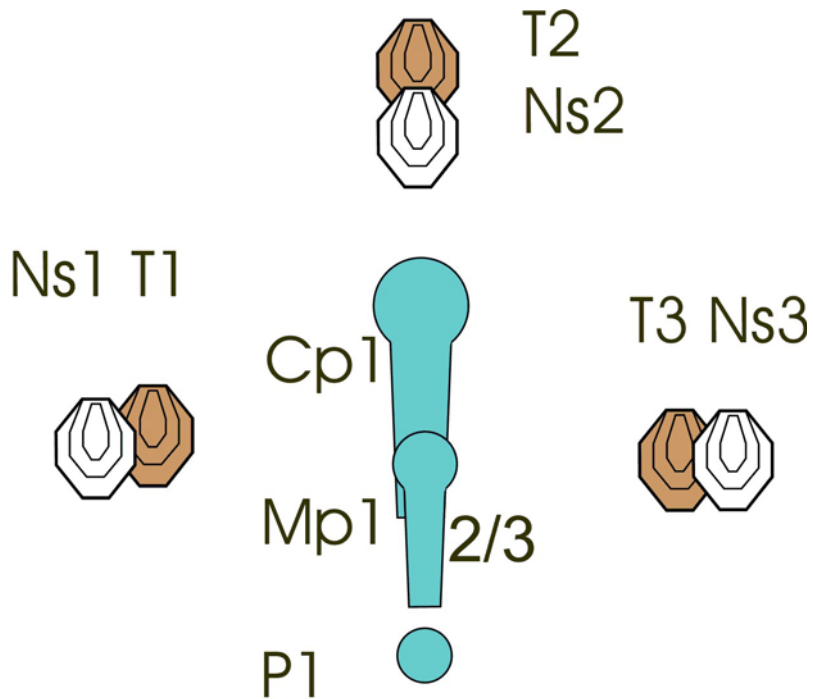
Procedure:

After audible signal engage all targets in any order from the area indicated.

Safe angles of fire:

According to IPSC rules, reduced from above by the height of the backstops.

STAGE 17



CRO, RO, Help:

Type of course: Short course

Scoring Method: Comstock

Targets: 3x IPSC, 3xNS, 1x Plate, 1x miniCP, 1x CP

Minimum rounds: 9

Maximum points: 45

Start / stop: Audible signal / last shot fired.


Starting position: Both hands touching the ear protection (as demonstrated)

Gun condition: Gun is empty

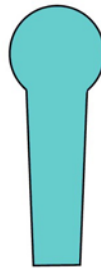
Procedure: After audible signal engage all targets in any order from the area indicated.

Safe angles of fire: According to IPSC rules, reduced from above by the height of the backstops.


STAGE 18



T1



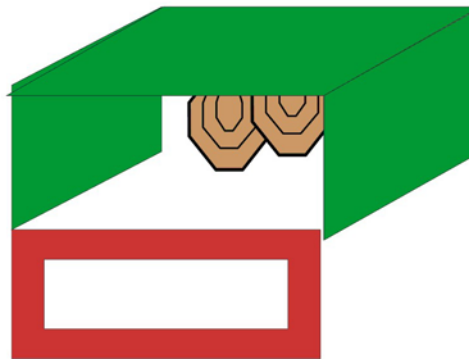
Cp1



T2

T3

T4



CRO, RO, Help:

Type of course: Short course

Scoring Method: Comstock

Targets: 4x IPSC, 1x CP

Minimum rounds: 9

Maximum points: 45

Start / stop: Audible signal / last shot fired.

Starting position: The shooter is standing inside the marked area, holding a phone with his strong hand at his ear phoning.

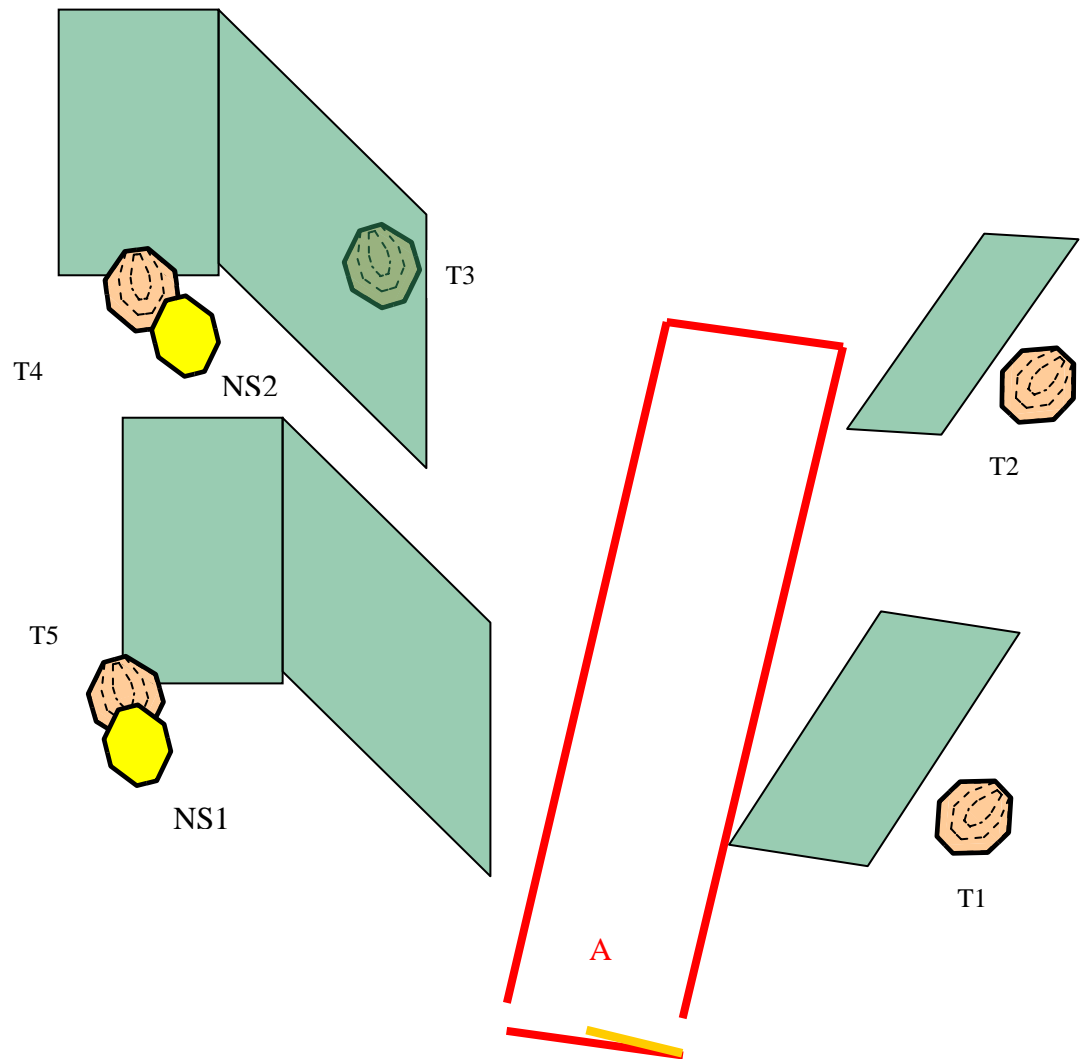
Gun condition: Loaded and holstered.

Procedure: After audible signal engage all targets in any order from the area indicated. CP1 activates T1bobber and T2 bobber. Bothe bobbbers remain visible when stationary.

Safe angles of fire: According to IPSC rules, reduced from above by the height of the backstops.

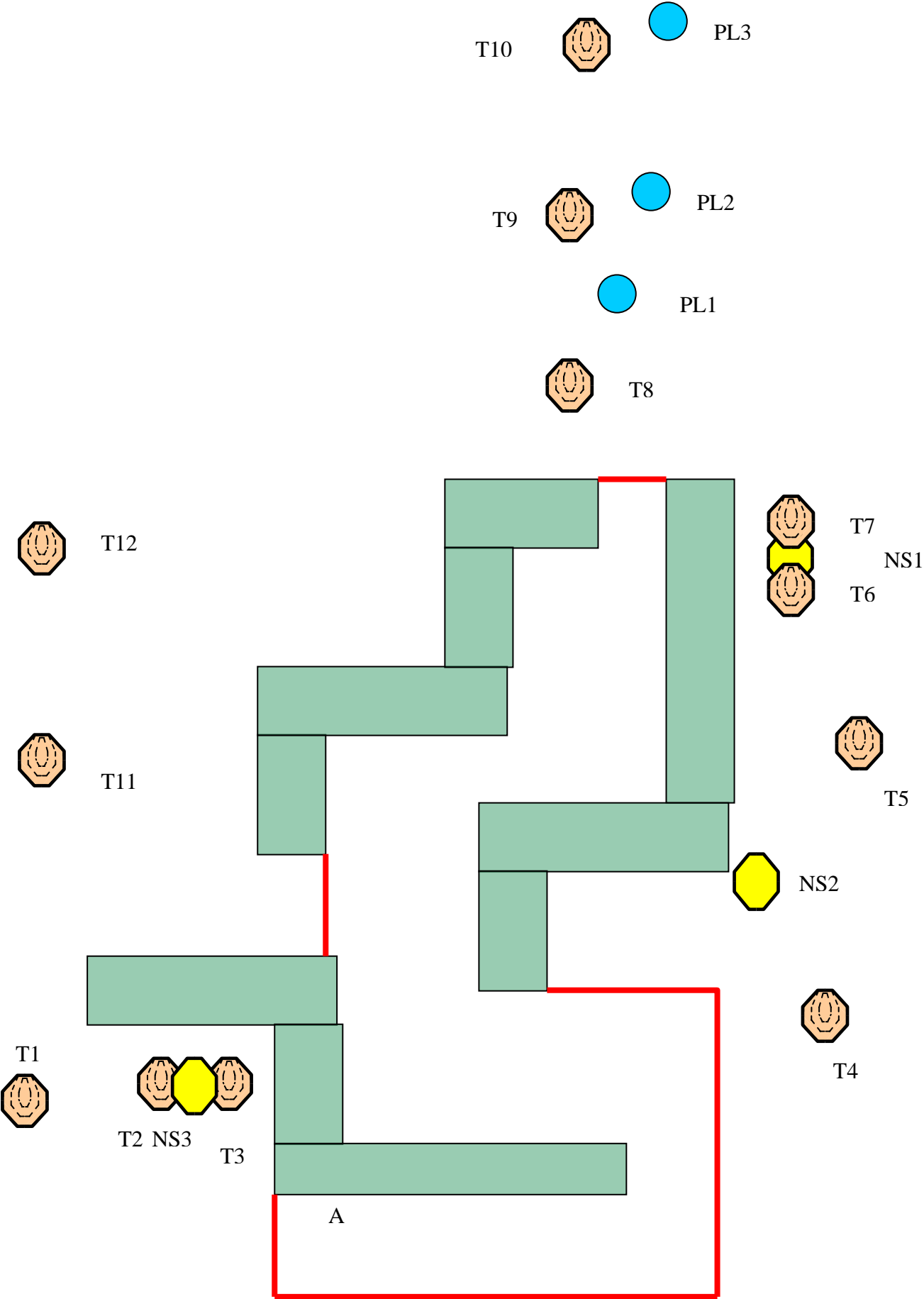
STAGE 19

● PL1



CRO, RO, Help:	
Type of course:	Medium course
Scoring Method:	Comstock
Targets:	5x IPSC, 1 x PI, 2x NS
Minimum rounds:	11
Maximum points:	55
Start / stop:	Audible signal / last shot fired.
Starting position:	Standing relaxed in „A“. Both heels touching yellow line.
Gun condition:	Loaded and holstered.
Procedure:	After audible signal engage all targets in any order from the area indicated.
Safe angles of fire:	According to IPSC rules, reduced from above by the height of the backstops.

STAGE 20



CRO, RO, Help:**Type of course:** Long course**Scoring Method:** Comstock**Targets:** 12x IPSC, 3x NS, 3x plate**Minimum rounds:** 25**Maximum points:** 125**Start / stop:** Audible signal / last shot fired.**Starting position:** The shooter is standing at A.**Gun condition:** Loaded and holstered.**Procedure:** After audible signal engage all targets in any order from the area indicated.**Safe angles of fire:** According to IPSC rules, reduced from above by the height of the backstops.