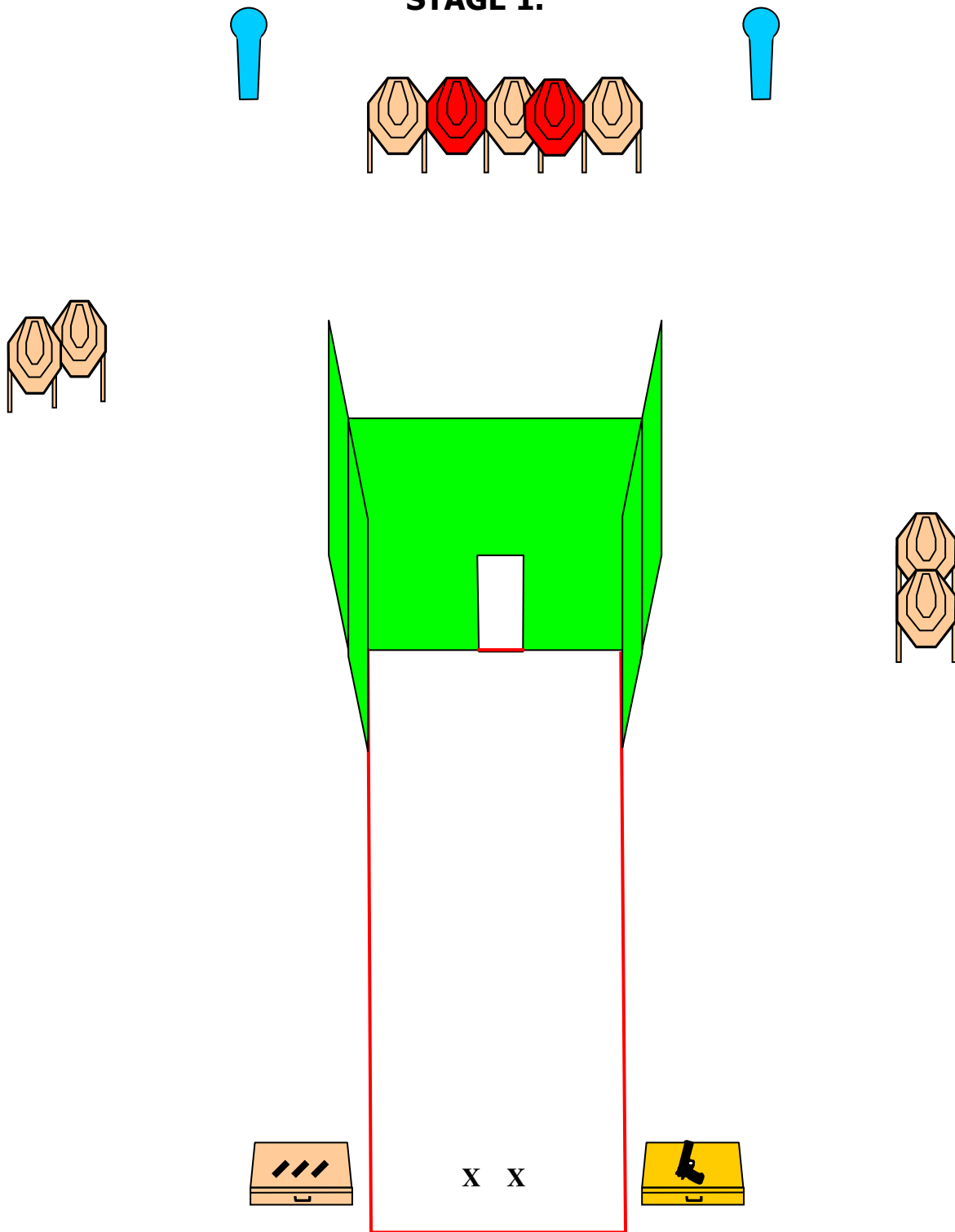


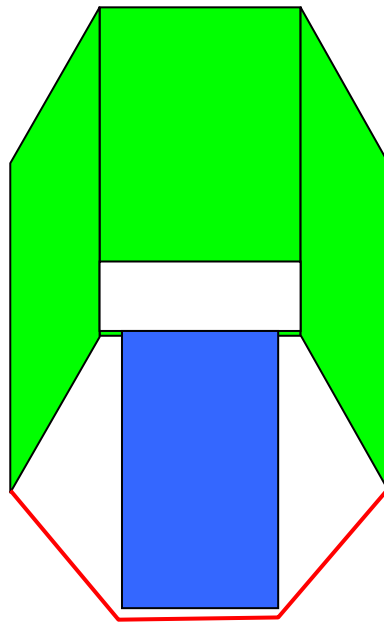
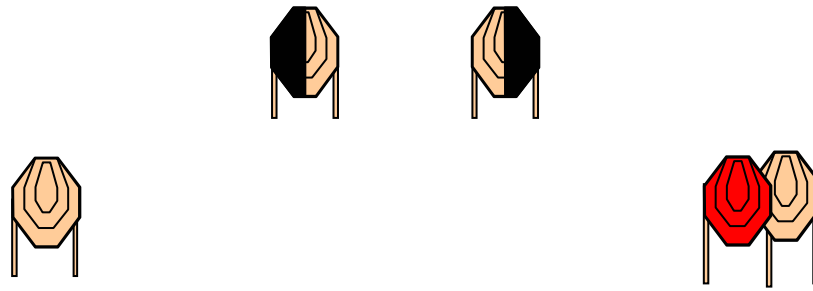
STAGE 1.



STAGE 1.

Scoring:	Comstock
Course of Fire:	Medium Course
Targets:	7 IPSC targets, 2 poppers, 2 No Shoots
Minimum Rounds:	16
Possible points:	80
Scored Targets:	Best two hits on papers, metals must fall to score
Start-Stop:	Audible—Last shot
Penalties:	As per the current IPSC handgun rules
Start Position:	Kneeling on the marks facing downrange, hands are on the ear protector. The empty gun is on one of the box, all magazines intended to use are on the other box.
Procedure:	After start signal engage targets as visible from the designated area.

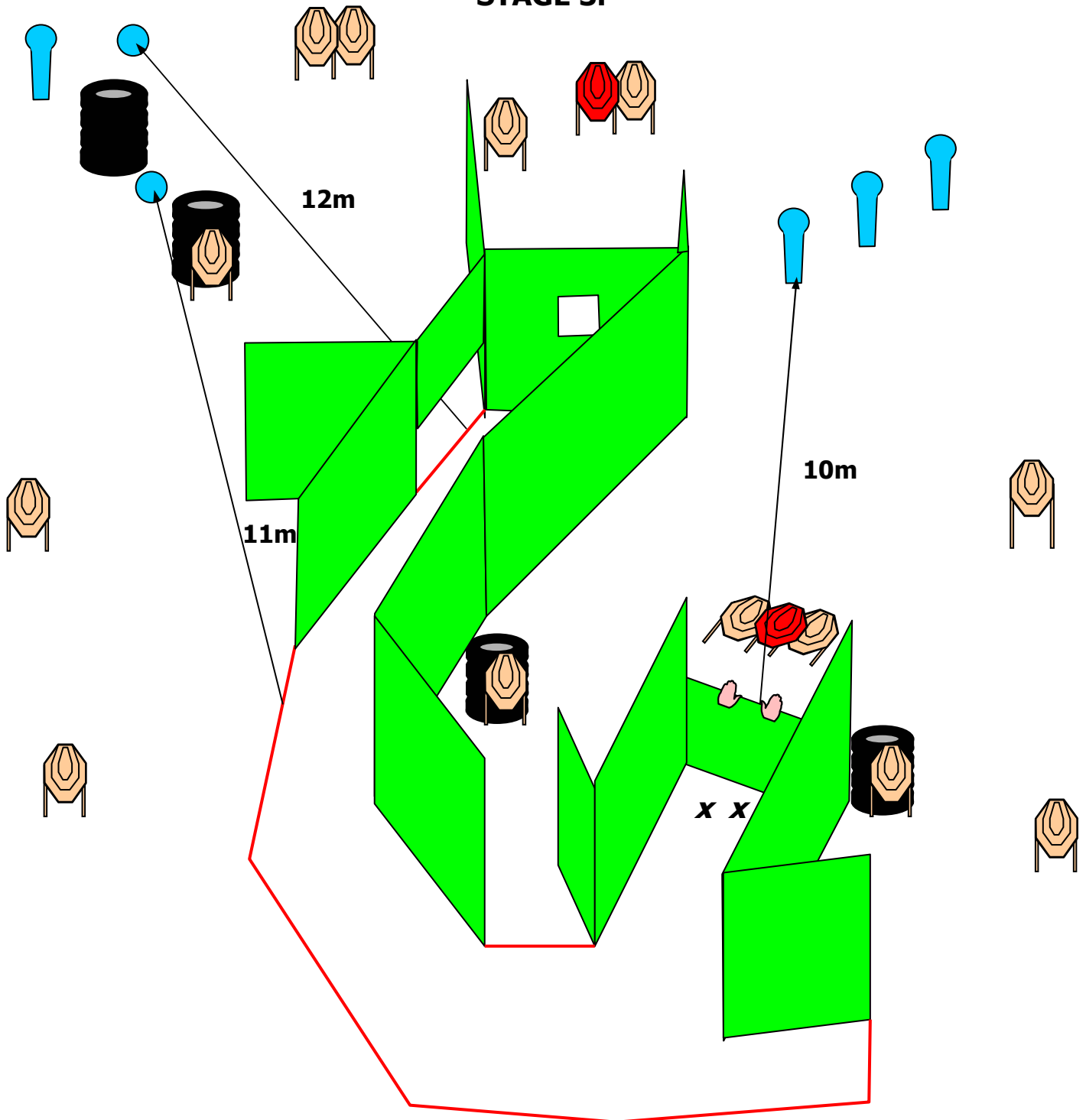
STAGE 2.



STAGE 2.

Scoring:	Comstock
Course of Fire:	Short course
Targets:	4 IPSC targets, 1 No Shoot
Minimum Rounds:	8
Possible points:	40
Scored Targets:	Best two hits on papers
Start-Stop:	Audible–Last shot
Penalties:	As per the current IPSC handgun rules
Start Position:	Standing erect upon the marks, facing downrange, hands are hanging naturally. Gun is loaded and holstered, the chamber is empty.
Procedure:	After start signal engage targets as visible from the designated area.

STAGE 3.



STAGE 3.

Designer: Vincze Zoltán

Scoring:

Comstock

Course of Fire:

Long Course

Targets:

13 IPSC targets, 4 poppers, 2 Steels, 2 No Shoots.

Minimum Rounds:

32

Possible points:

160

Scored Targets:

Best two hits on papers, metal must fall to score

Start-Stop:

Audible–Last shot

Penalties:

As per the current IPSC handgun rules

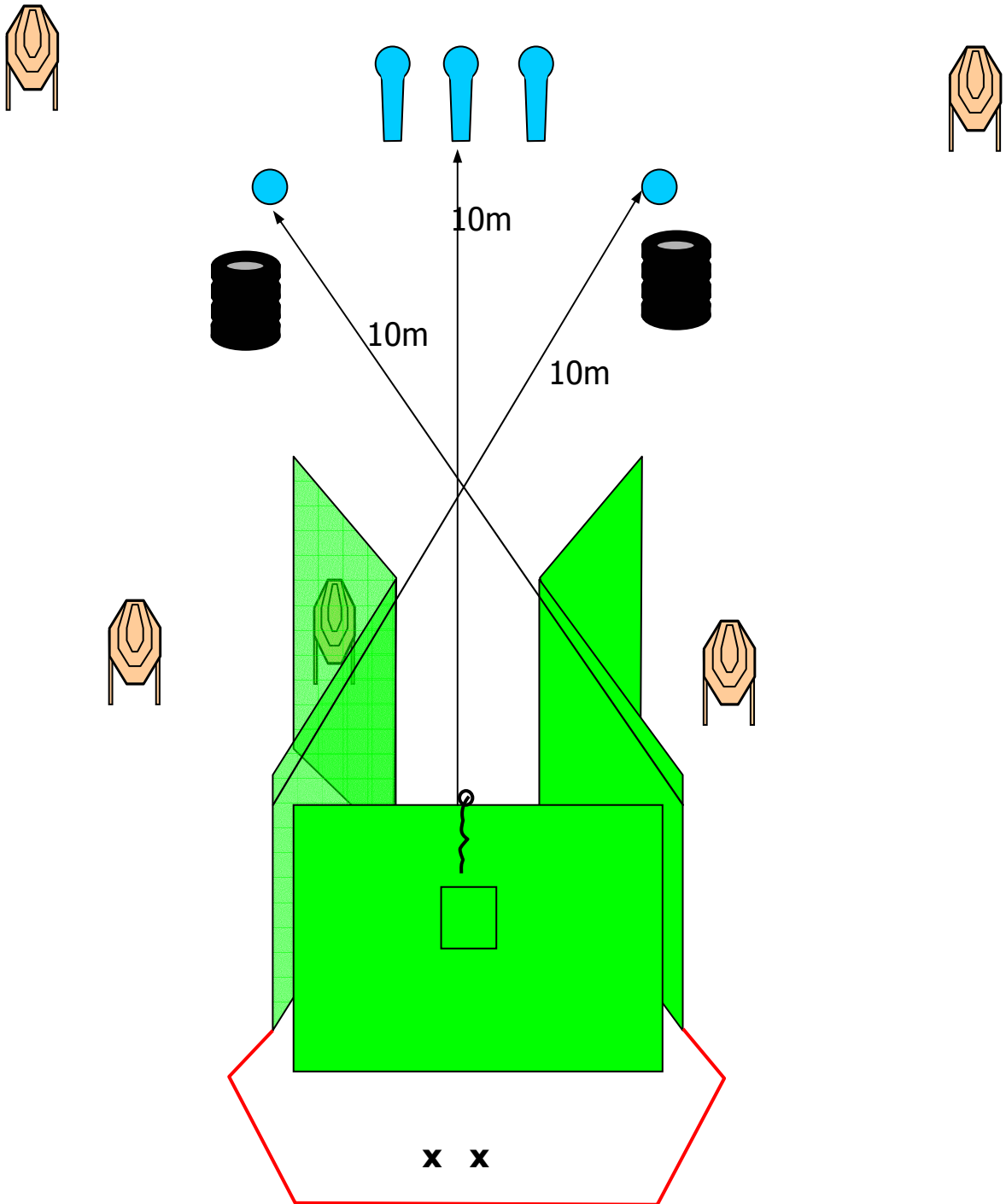
Start Position:

Standing erect upon the marks, facing downrange, hands are on the signs. The gun is in ready condition, holstered.

Procedure:

After start signal engage targets as visible from the designated area.

4. PÁLYA



STAGE 4.

Designer: Vincze Zoltán

Scoring:

Comstock

Course of Fire:

Medium Course

Targets:

5 IPSC mini targets, 3 poppers, 2 Steels

Minimum Rounds:

15

Possible points:

75

Scored Targets:

Best two hits on papers, metals must fall to score

Start-Stop:

Audible–Last shot

Penalties:

As per the current IPSC handgun rules

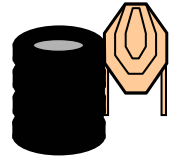
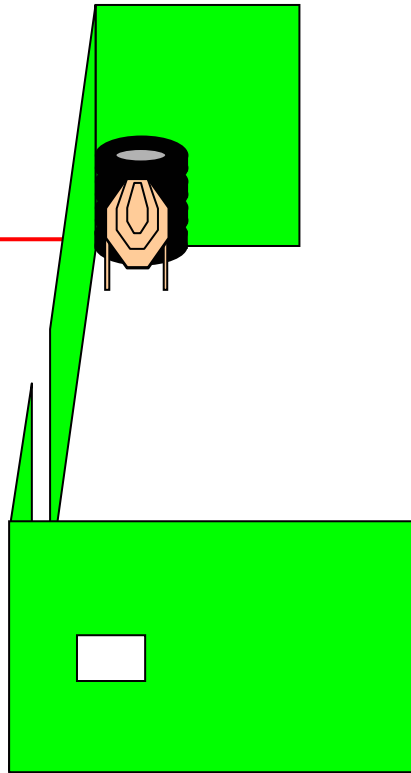
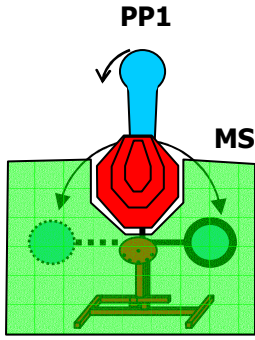
Start Position:

Standing erect on the marks, facing downrange, hands are hanging naturally. The gun is in ready condition, holstered.

Procedure:

After start signal engage targets as visible from the designated area. The openings between the front and the side barriers are too narrow for a person to cross. The window opens by pulling the rope.

STAGE 6.

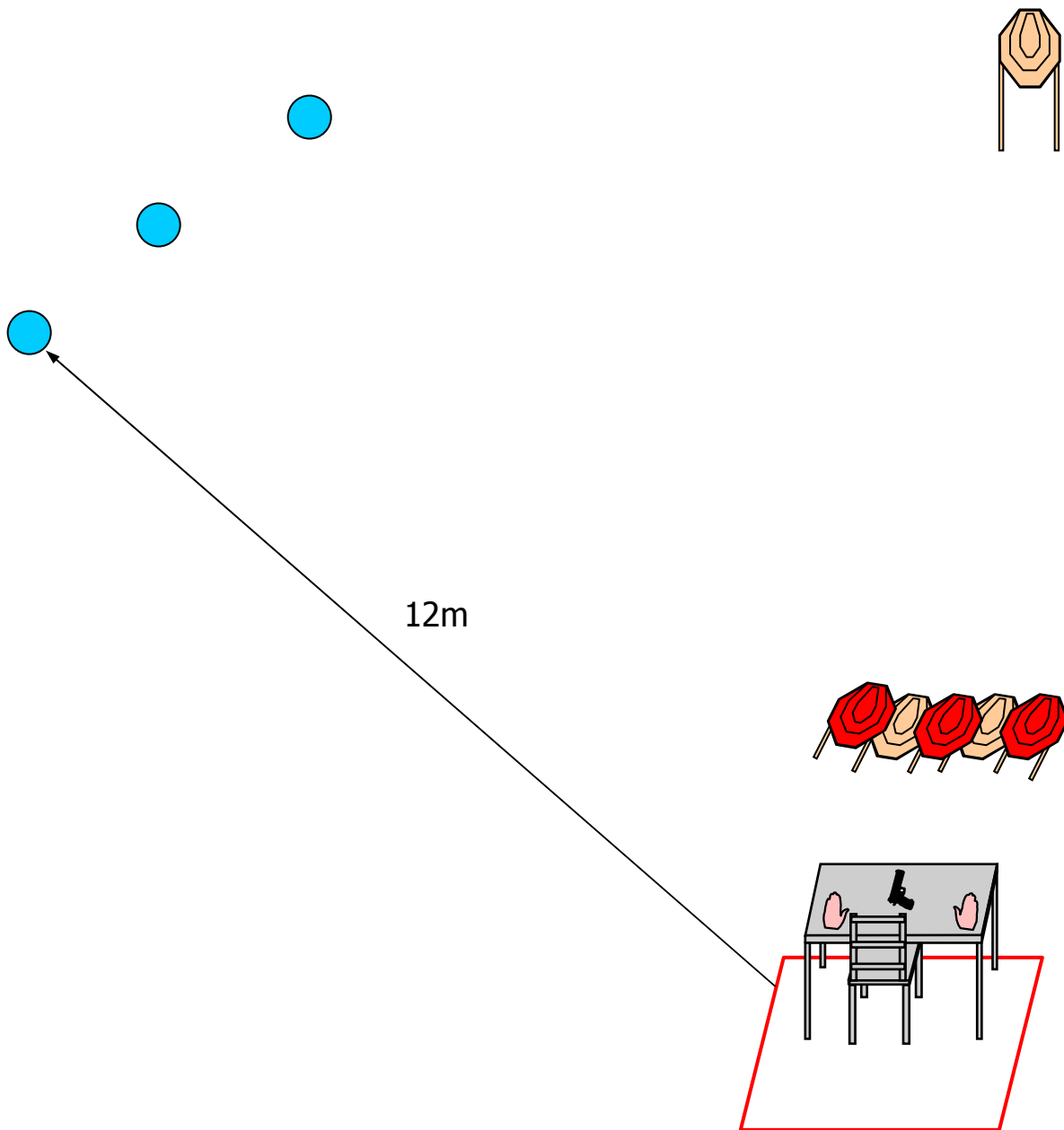


STAGE 6.

Designer: Halasi Mihály

- Scoring:** Comstock
- Course of Fire:** Hosszú pálya
- Targets:** 6 IPSC targets, 3 poppers, 1 steel, 2 no shoots
- Minimum Rounds:** 16
- Possible points:** 80
- Scored Targets:** Best two hits on papers, metals must fall to score
- Start-Stop:** Audible—Last shot
- Penalties:** As per the current IPSC handgun rules
- Start Position:** Standing erect upon the marks, facing downrange, hands are hanging naturally. The gun is in ready condition, holstered.
- Procedure:** After start signal engage targets as visible from the designated area. PP1 activates MS moving steel, which is visible in the window only, and stays visible when stops. The no-shoot before the popper is metal.

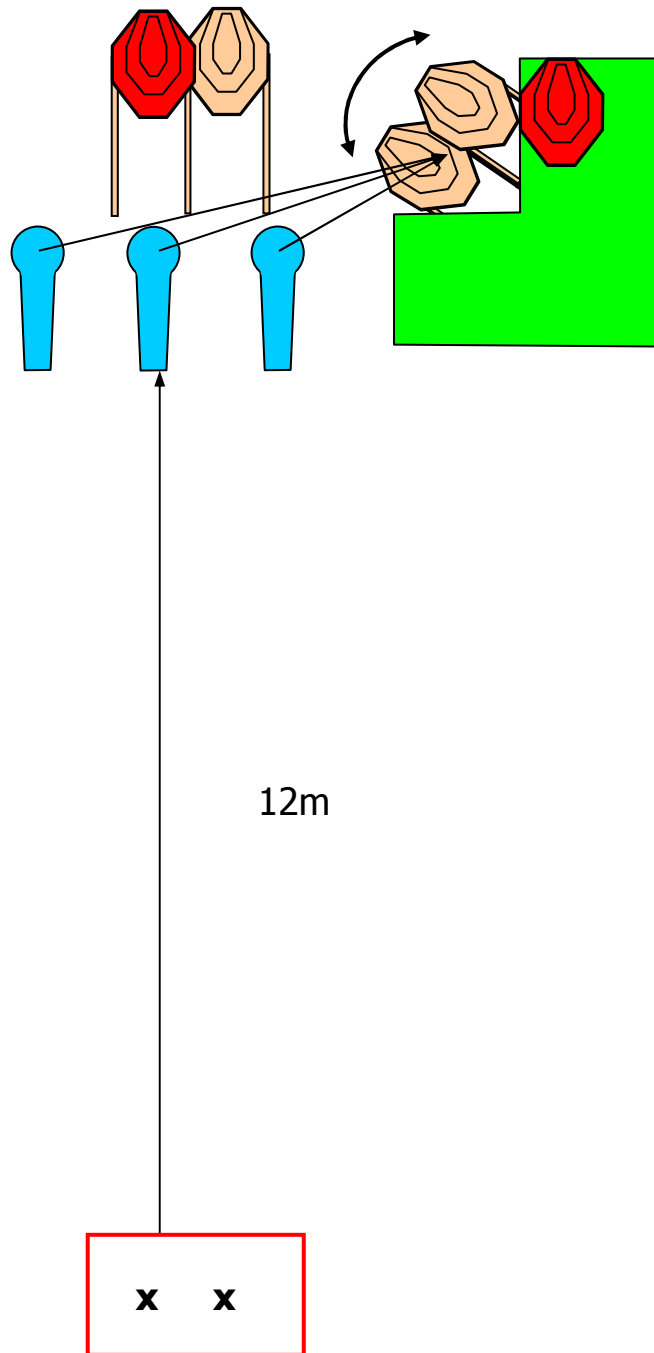
STAGE 7.



STAGE 7.

Scoring:	Comstock
Course of Fire:	Short course
Targets:	3 IPSC targets, 3 No Shoots, 3 Steels
Minimum Rounds:	9
Possible points:	45
Scored Targets:	Best two hits on papers, metals must fall to score
Start-Stop:	Audible—Last shot
Penalties:	As per the current IPSC handgun rules
Start Position:	Sitting on the chair facing downrange, hands are on the marks. The gun is in ready condition on the table.
Procedure:	After start signal engage targets as visible from the designated area.

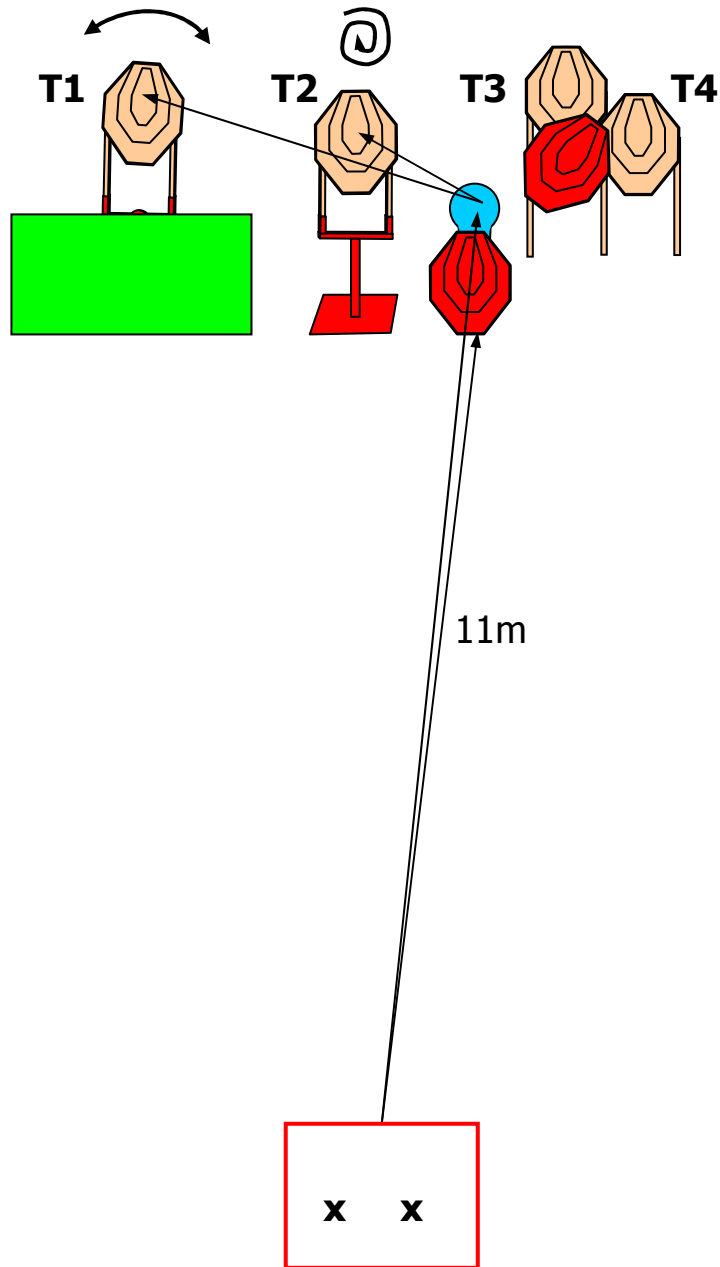
STAGE 8.



STAGE 8.

Scoring:	Comstock
Course of Fire:	Short course
Targets:	3 IPSC mini targets, 3 Poppers, 2 No Shoots
Minimum Rounds:	9
Possible points:	45
Scored Targets:	Best two hits on papers, metals must fall to score
Start-Stop:	Audible—Last shot
Penalties:	As per the current IPSC handgun rules
Start Position:	Standing erect upon the marks, facing downrange, hands are hanging naturally. The gun is in ready condition, holstered.
Procedure:	After start signal engage targets as visible from the designated area. The bobber is invisible upon start and stays visible when stopped. The barrier before the bobber is real hard cover.

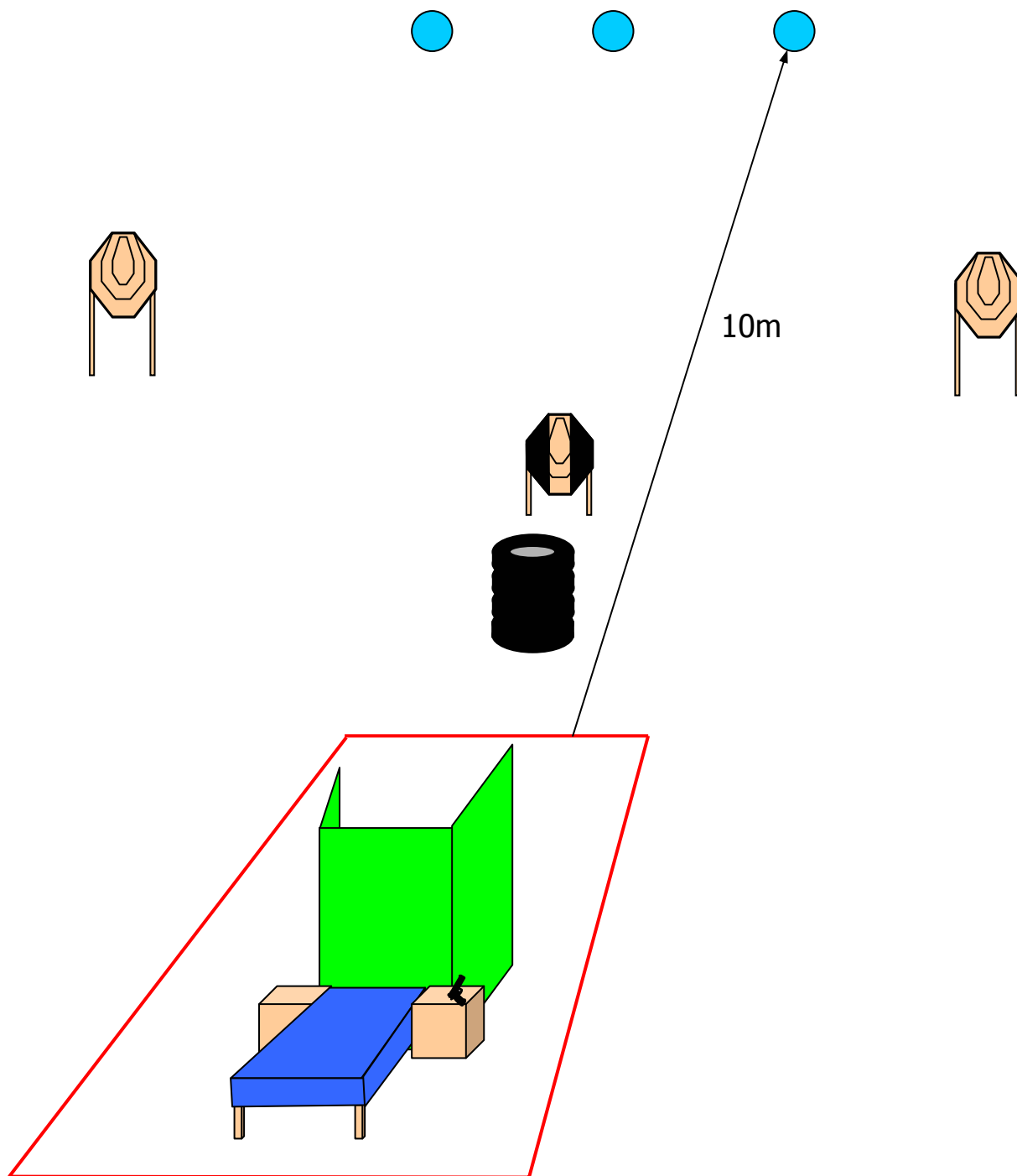
STAGE 9.



STAGE 9.

Scoring:	Comstock
Course of Fire:	Short course
Targets:	3 + 1 IPSC targets, 1 Poppers, 2 No Shoots
Minimum Rounds:	7 + 2
Possible points:	35 + 10
Scored Targets:	Best two hits on papers, metal must fall to score
Start-Stop:	Audible—Last shot
Penalties:	As per the current IPSC handgun rules
Start Position:	Standing erect on the marks, facing downrange, hands are hanging naturally. The gun is in ready condition, holstered.
Procedure:	After start signal engage targets as visible from the designated area. The bobber is invisible upon start and stays visible when stopped. The T2 target starts invisible, and disappears.

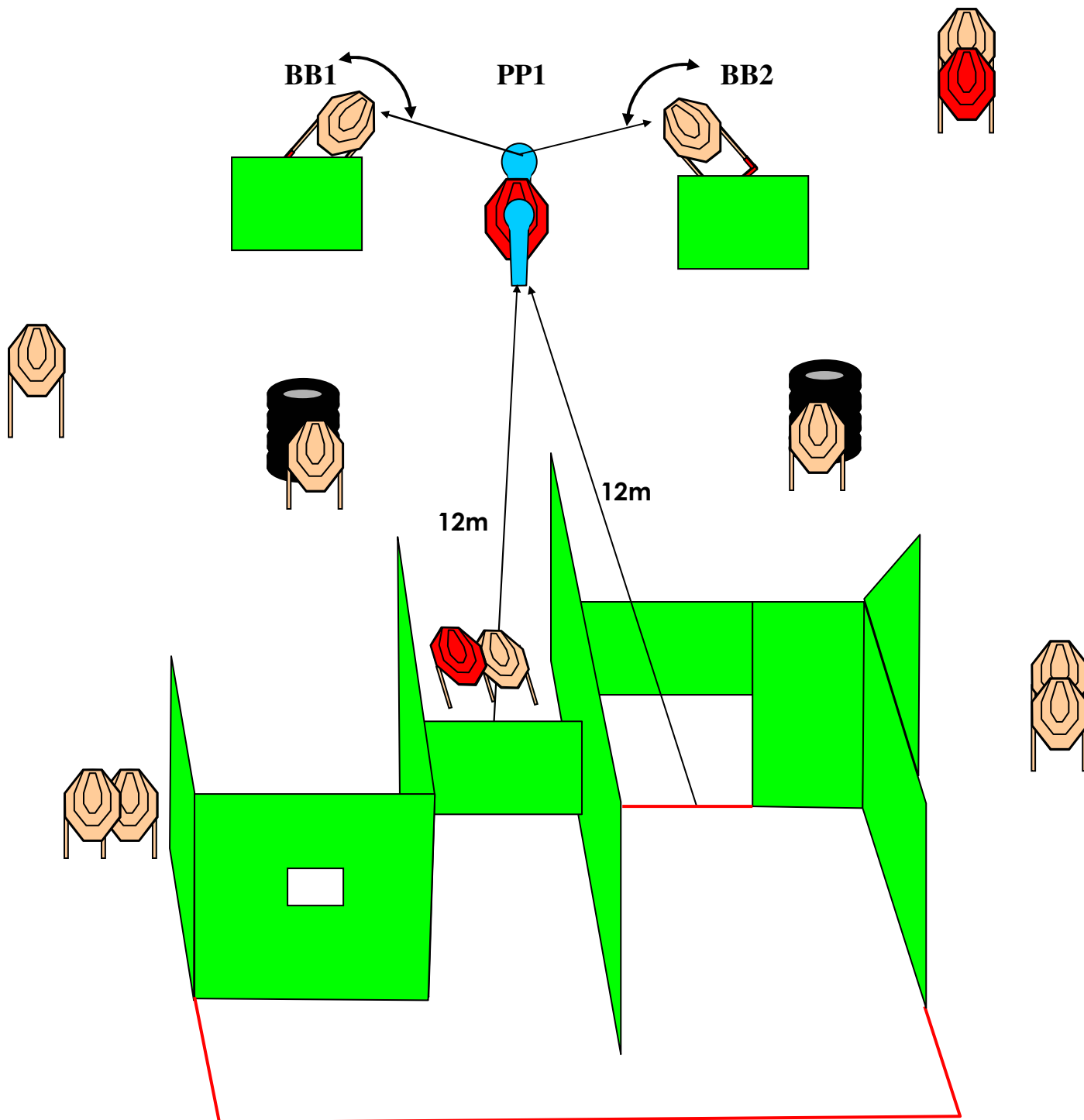
STAGE 10.



STAGE 10.

Scoring:	Comstock
Course of Fire:	Short course
Targets:	3 IPSC mini targets, 3 steels
Minimum Rounds:	9
Possible points:	45
Scored Targets:	Best two hits on papers, metals must fall to score
Start-Stop:	Audible—Last shot
Penalties:	As per the current IPSC handgun rules
Start Position:	Lying on the bed facing the sky, head downrange and feet uprange, hands are beside your body. Gun is loaded on one of the boxes, chamber is empty.
Procedure:	After start signal engage targets as visible from the designated area.


STAGE 11.



STAGE 11.

Scoring:	Comstock
Course of Fire:	Long course
Targets:	11 IPSC targets, 2 poppers, 3 No Shoots
Minimum Rounds:	24
Possible points:	120
Scored Targets:	Best two hits on papers, metals must fall to score
Start-Stop:	Audible–Last shot
Penalties:	As per the current IPSC handgun rules
Start Position:	Standing erect anywhere inside the designated area, facing downrange, hands are hanging naturally. The gun is in ready condition, holstered.
Procedure:	After start signal engage targets as visible from the designated area. The bobber is invisible upon start and stays visible when stopped. PP1 activates BB1 and BB2. The no-shoot between the poppers is made from steel.

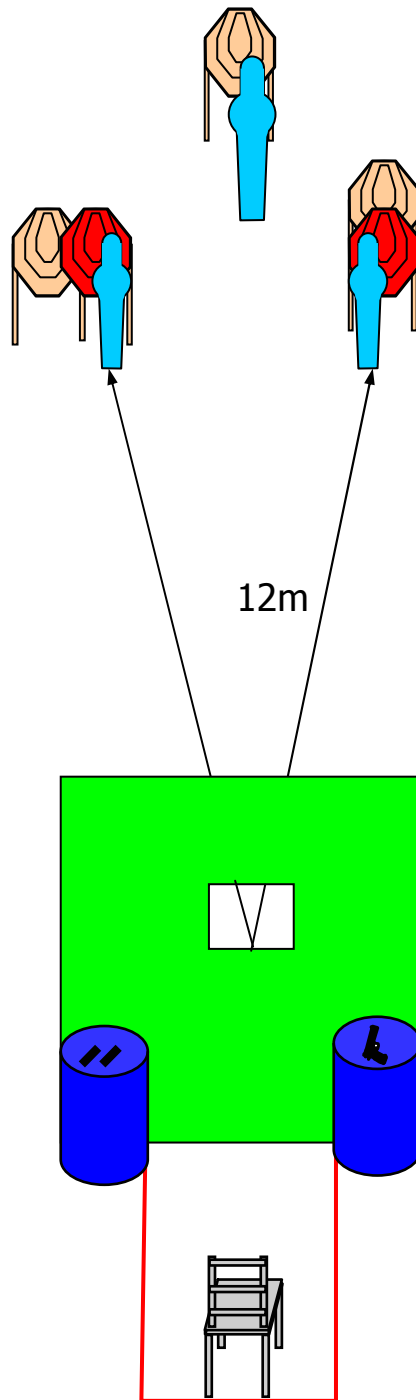
STAGE 12.



STAGE 12.

Scoring:	Comstock
Course of Fire:	Short Course
Targets:	6 IPSC targets, 2 poppers, 1 steel, 2 No Shoots
Minimum Rounds:	9
Possible points:	45
Scored Targets:	Best one hit on papers, metals must fall to score
Start-Stop:	Audible—Last shot
Penalties:	As per the current IPSC handgun rules
Start Position:	Standing erect upon the marks, facing downrange, hands are hanging naturally. The gun is in ready condition, holstered.
Procedure:	After start signal engage targets as visible from the designated area.

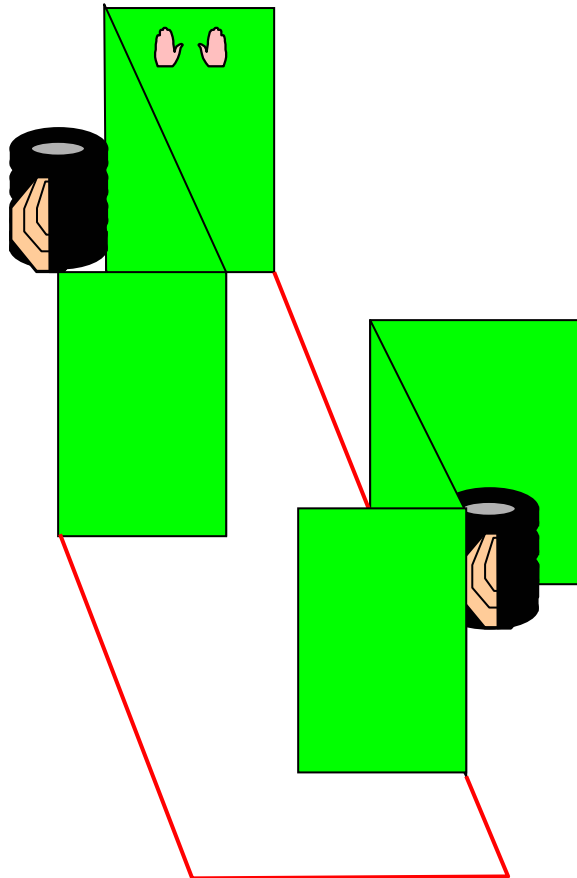
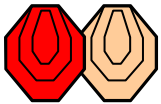
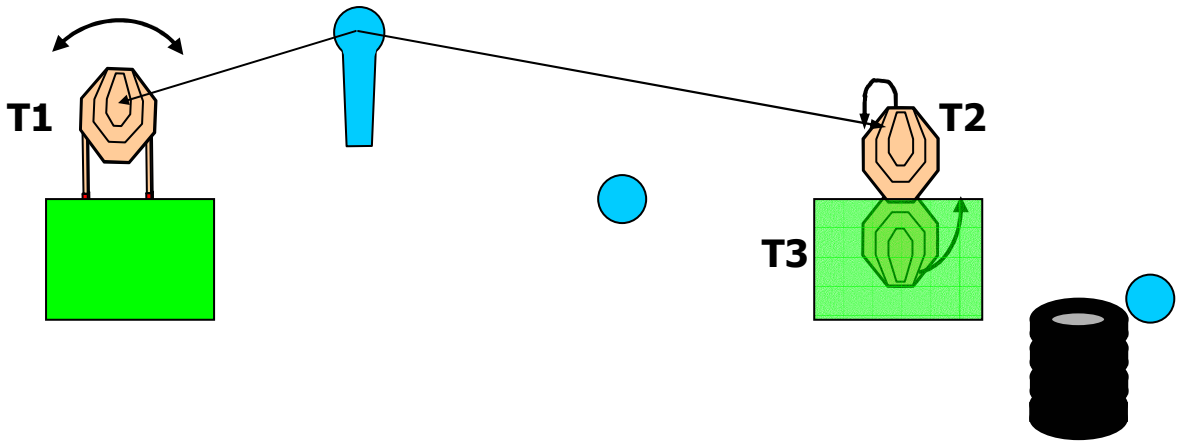
STAGE 13.



STAGE 13.

- Scoring:** Comstock
- Course of Fire:** Short Course
- Targets:** 3 IPSC targets, 3 poppers, 2 No Shoots.
- Minimum Rounds:** 9
- Possible points:** 45
- Scored Targets:** Best two hits on papers, metals must fall to score
- Start-Stop:** Audible—Last shot
- Penalties:** As per the current IPSC handgun rules
- Start Position:** Sitting on the chair facing downrange, hands are on the knees. Empty gun is on one of the barrels, magazines intended to use are on the other barrel.
- Procedure:** After start signal engage targets as visible from the designated area.

STAGE 14.



STAGE 14.

Designer: Vincze Zoltán

Scoring:

Comstock

Course of Fire:

Medium Course

Targets:

6 IPSC targets, 1 popper, 2 steels, 1No Shoot

Minimum Rounds:

15

Possible points:

75

Scored Targets:

Best two hits on papers, metal must fall to score

Start-Stop:

Audible–Last shot

Penalties:

As per the current IPSC handgun rules

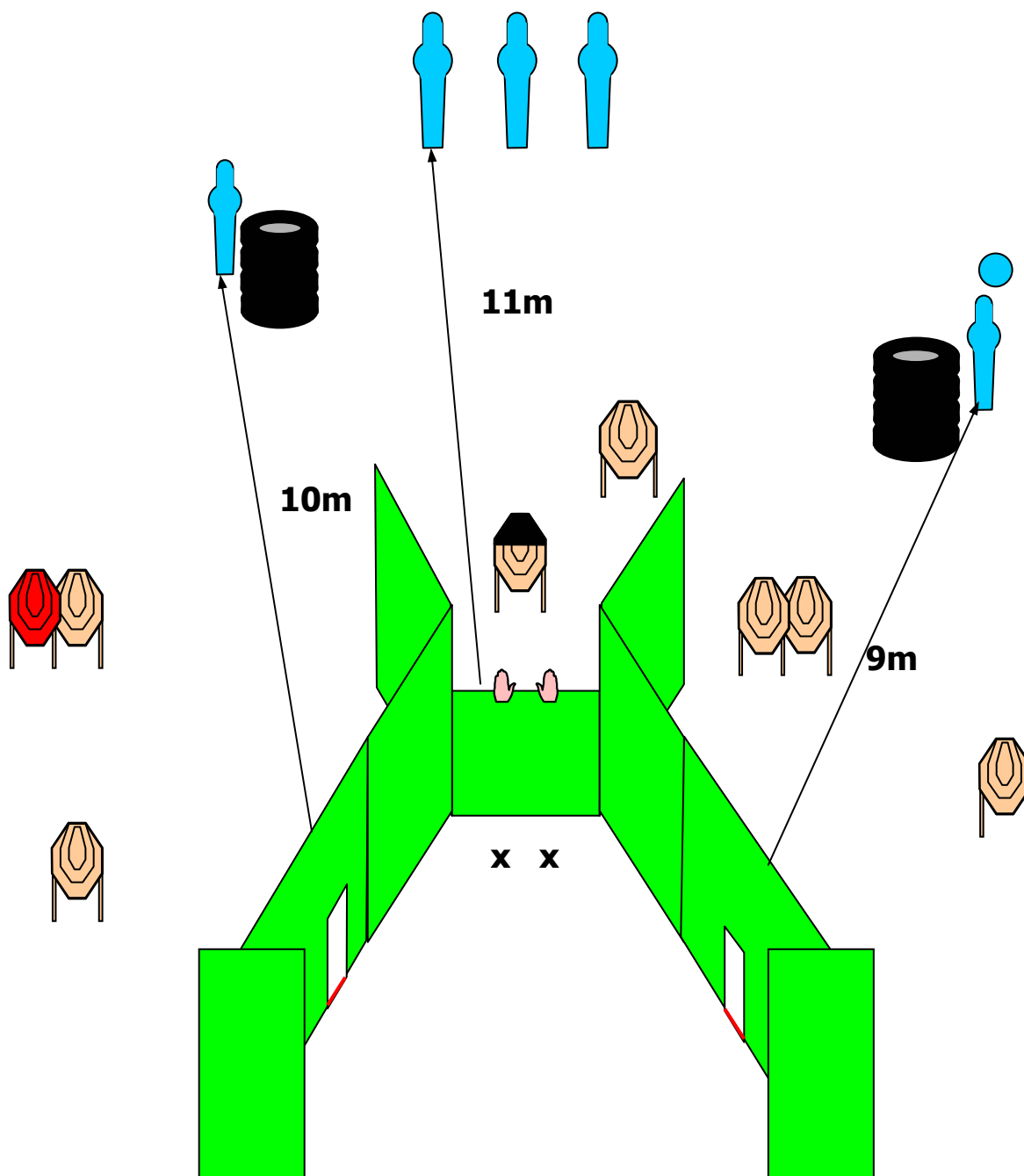
Start Position:

Standing erect at the marks, facing downrange, hands are on the signs. The gun is in ready condition, holstered.

Procedure:

After start signal engage targets as visible from the designated area. The bobber is invisible upon start and stays visible when stopped. T2 disappears, and T3 appears when the popper falls, but the penalties count (see rule 9.9.1). The barrier is real hard cover before these targets.

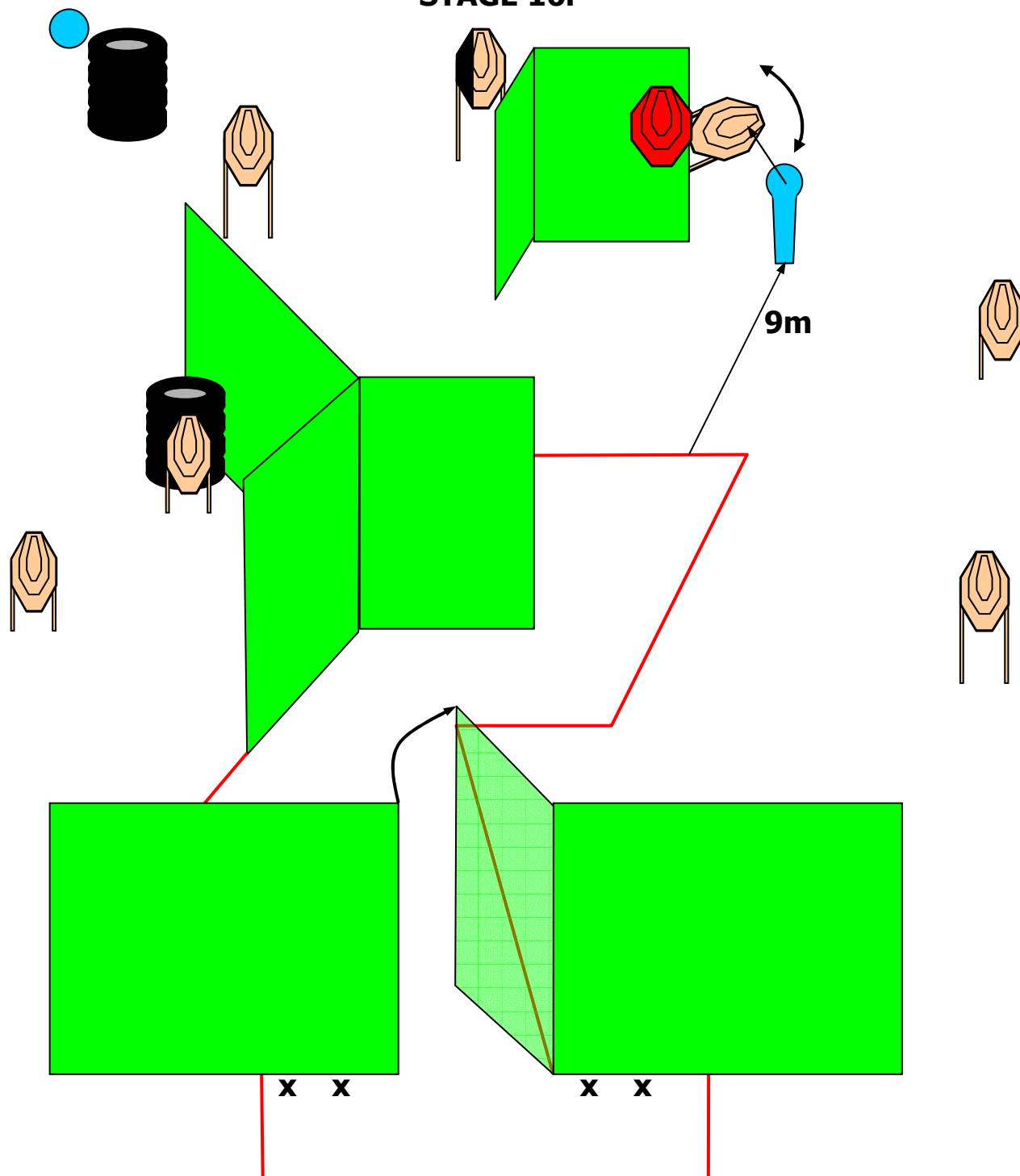
STAGE 15.



STAGE 15.

Scoring:	Comstock
Course of Fire:	Long course
Targets:	7 IPSC mini targets, 5 Pepper poppers, 1 Steel, 1 No Shoot
Minimum Rounds:	20
Possible points:	100
Scored Targets:	Best two hits on papers, metals must fall to score
Start-Stop:	Audible—Last shot
Penalties:	As per the current IPSC handgun rules
Start Position:	Standing erect at the marks, facing downrange, hands are on the signs. The gun is in ready condition, holstered.
Procedure:	After start signal engage targets as visible from the designated area.

STAGE 16.



Stage 16.

Designer: Vincze Zoltán

Scoring:

Comstock

Course of Fire:

Medium Course

Targets:

7 IPSC Mini targets, 1 popper, 1 Steel, 1 Non Shoot

Minimum Rounds:

16

Possible points:

80

Scored Targets:

Best two hits on papers, metals must fall to score

Start-Stop:

Audible—Last shot

Penalties:

As per the current IPSC handgun rules

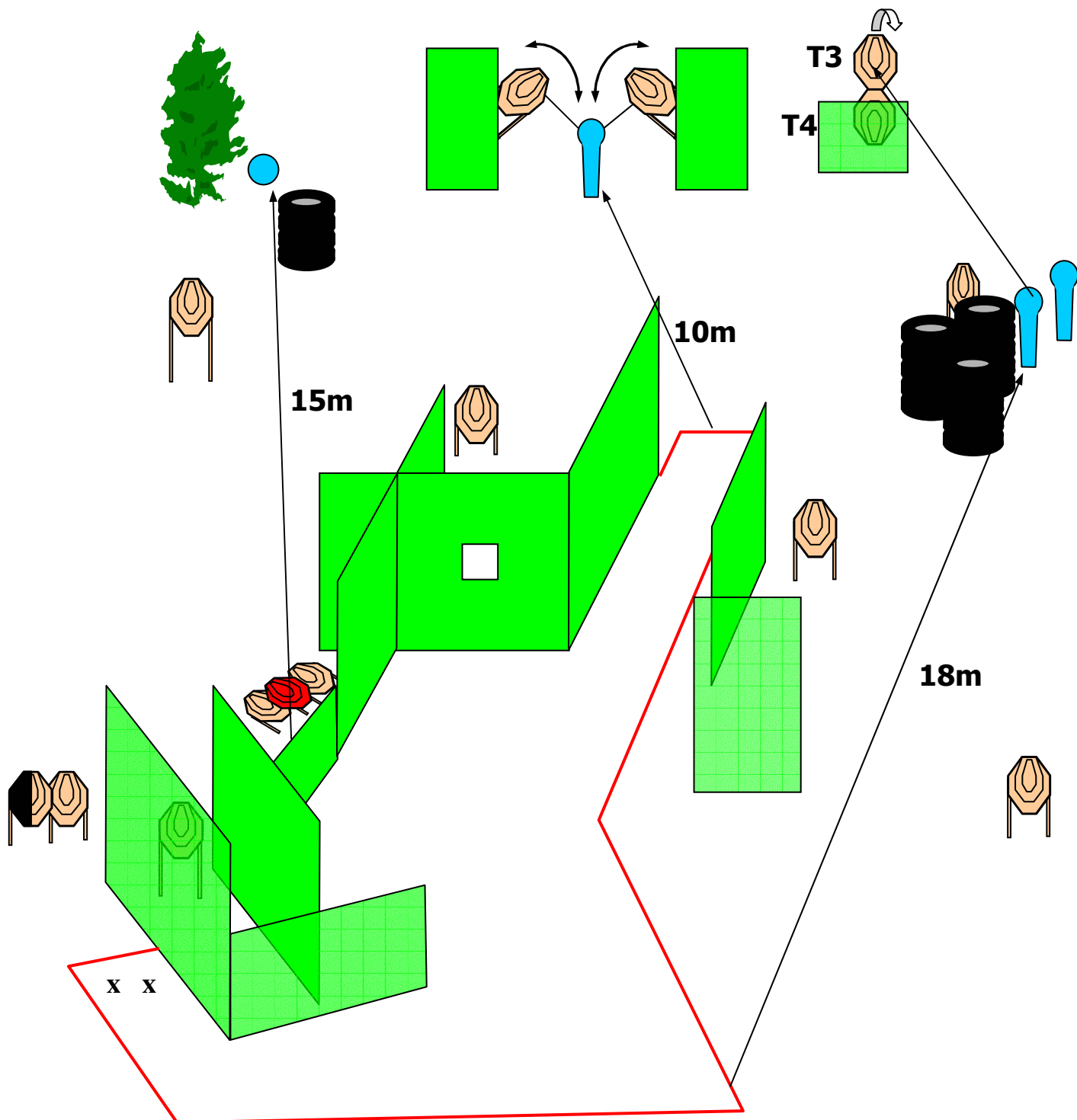
Start Position:

Standing erect upon the marks, facing downrange, hands are hanging naturally. The gun is in ready condition, holstered.

Procedure:

After start signal engage targets as visible from the designated area. The bobber is invisible upon start and stays visible when stopped. The visual barrier before the bobber is real hard cover.

STAGE 17.



STAGE 17.

Designer: Vincze Zoltán

Scoring:

Comstock

Course of Fire:

Long Course

Targets:

14 IPSC targets, 3 poppers, 1 steel, 1 No Shoot

Minimum Rounds:

32

Possible points:

160

Scored Targets:

Best two hits on papers, metals must fall to score

Start-Stop:

Audible-Last shot

Penalties:

As per the current IPSC handgun rules

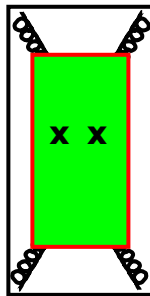
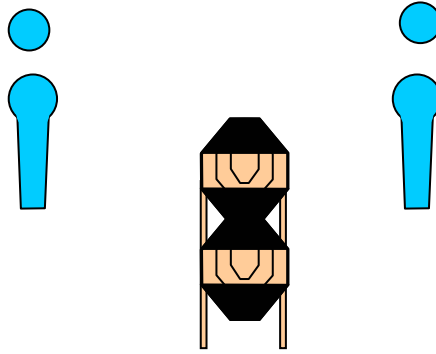
Start Position:

Standing erect on the marks, facing downrange, hands are hanging naturally. The gun is in ready condition, holstered.

Procedure:

After start signal engage targets as visible from the designated area. The bobbars are invisible upon start and stay visible when stopped. The T3 target disappears and the T4 appears when the corresponding popper is hit, but the penalties count (see rule 9.9.1).

STAGE 18.



STAGE 18.

Designer: Vincze Zoltán

Scoring:

Comstock

Course of Fire:

Short Course

Targets:

2 IPSC targets, 2 poppers, 2 steels, 1 No Shoot

Minimum Rounds:

8

Possible points:

40

Scored Targets:

Best two hits on papers, metals must fall to count

Start-Stop:

Audible–Last shot

Penalties:

As per the current IPSC handgun rules

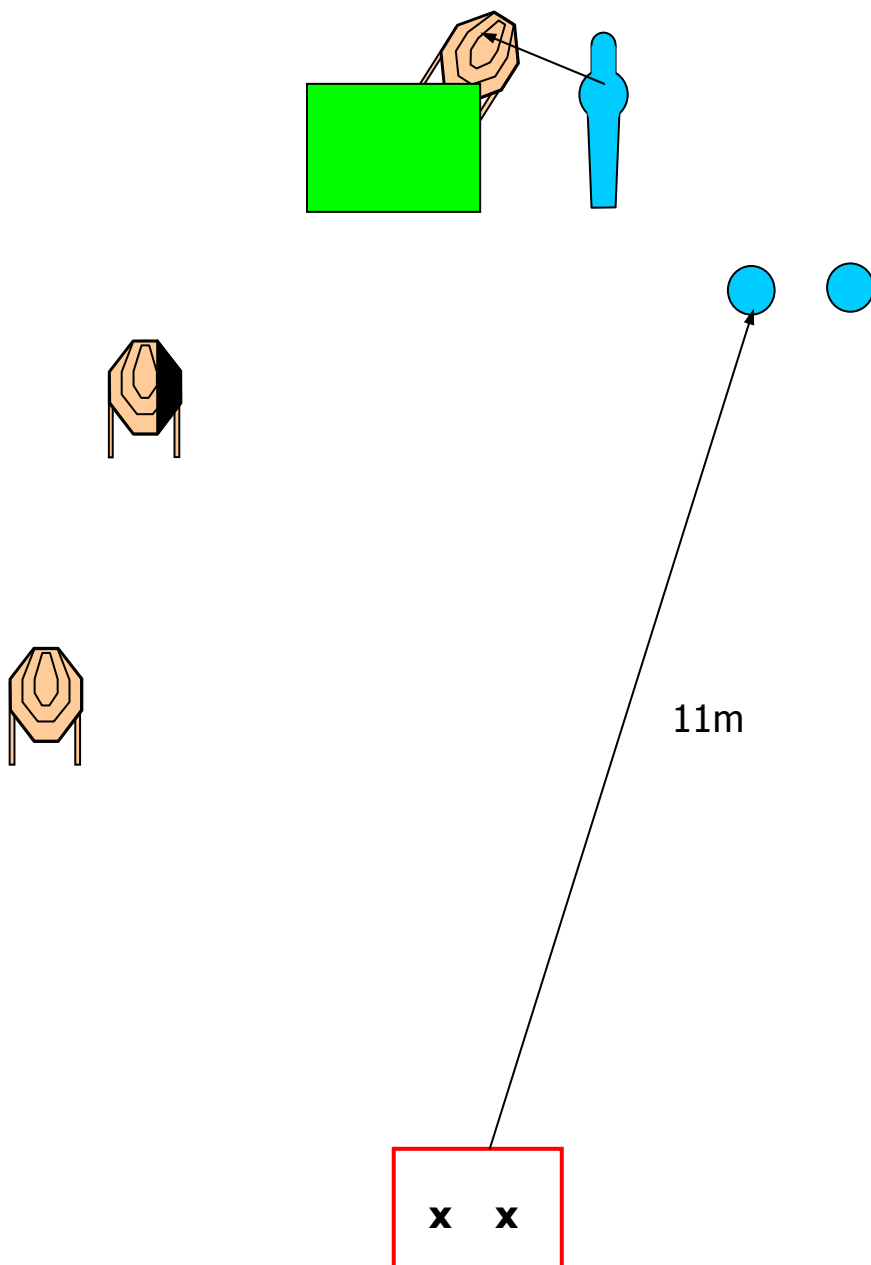
Start Position:

Standing erect upon the marks, facing downrange, hands are hanging naturally. Gun is unloaded and holstered, magazines are on the belt.

Procedure:

After start signal engage targets as visible from the designated area. The shooting platform is chain suspended.

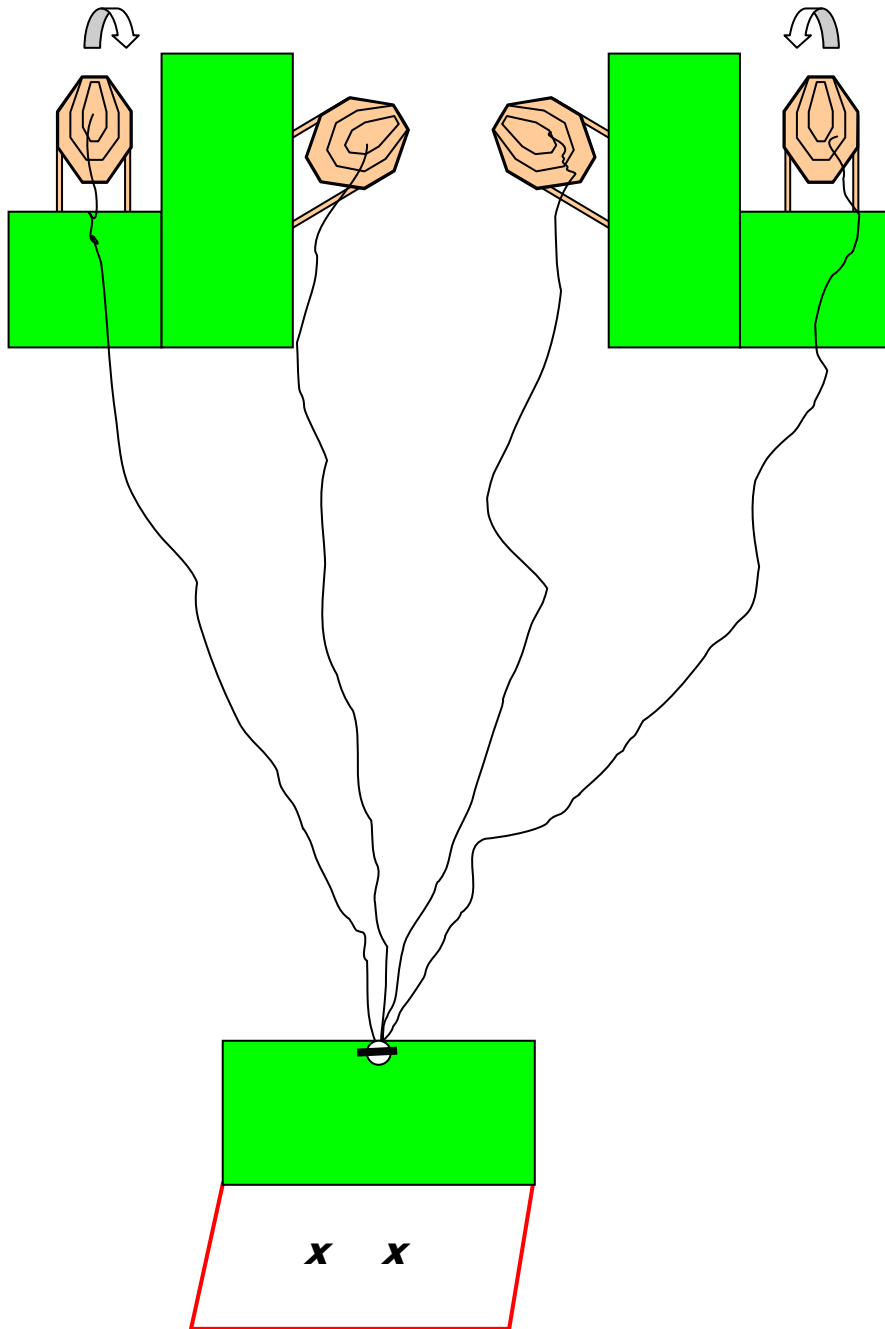
STAGE 19.



STAGE 19.

Scoring:	Comstock
Course of Fire:	Short course
Targets:	3 IPSC targets, 1 Popper, 2 Steels
Minimum Rounds:	9
Possible points:	45
Scored Targets:	Best two hits on papers, metals must fall to score
Start-Stop:	Audible—Last shot
Penalties:	As per the current IPSC handgun rules
Start Position:	Standing erect upon the marks, facing downrange, hands are hanging naturally. The gun is in ready condition, holstered.
Procedure:	After start signal engage targets as visible from the designated area. The bobber is invisible upon start and stays visible when stopped.

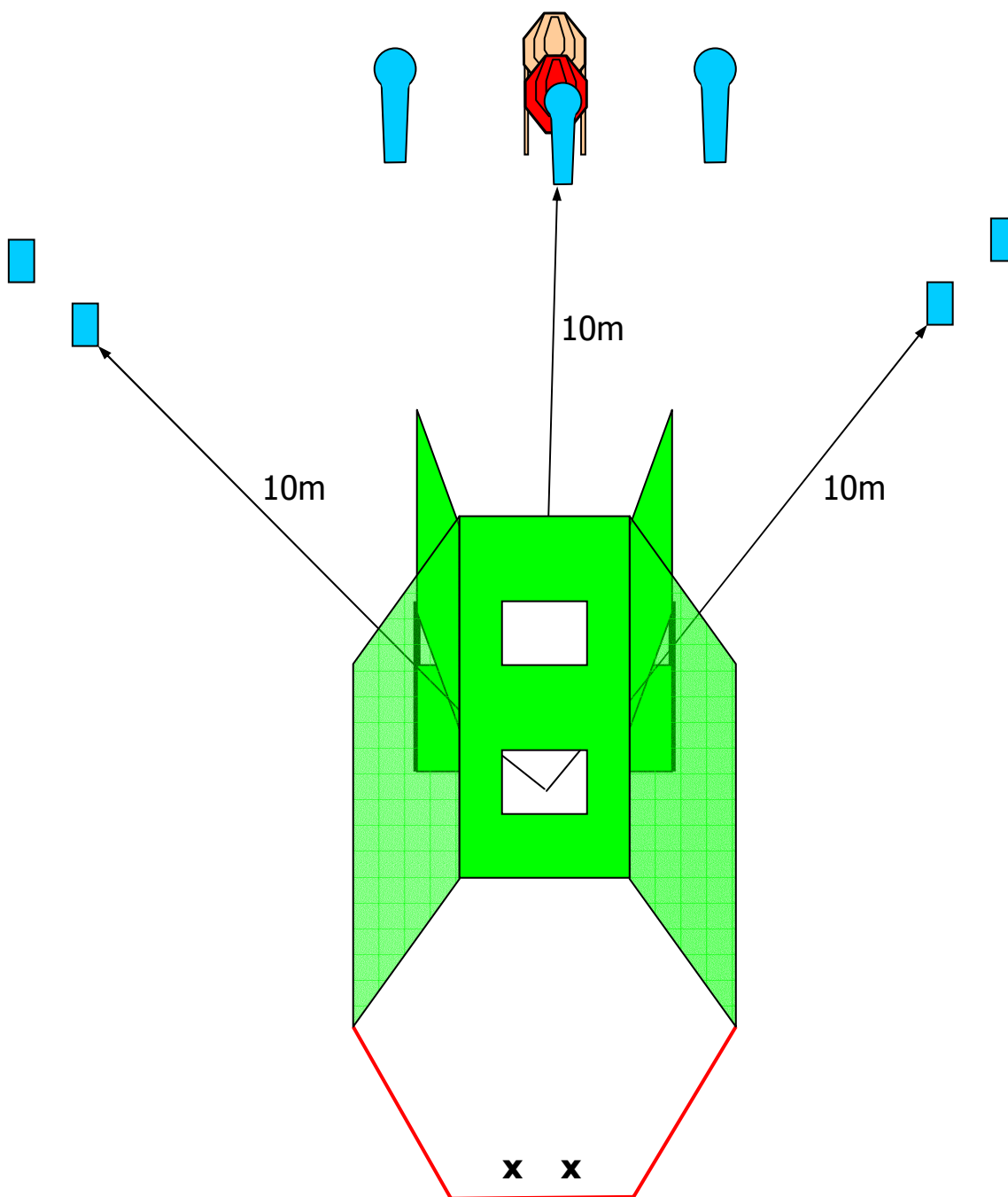
STAGE 20.



STAGE 20.

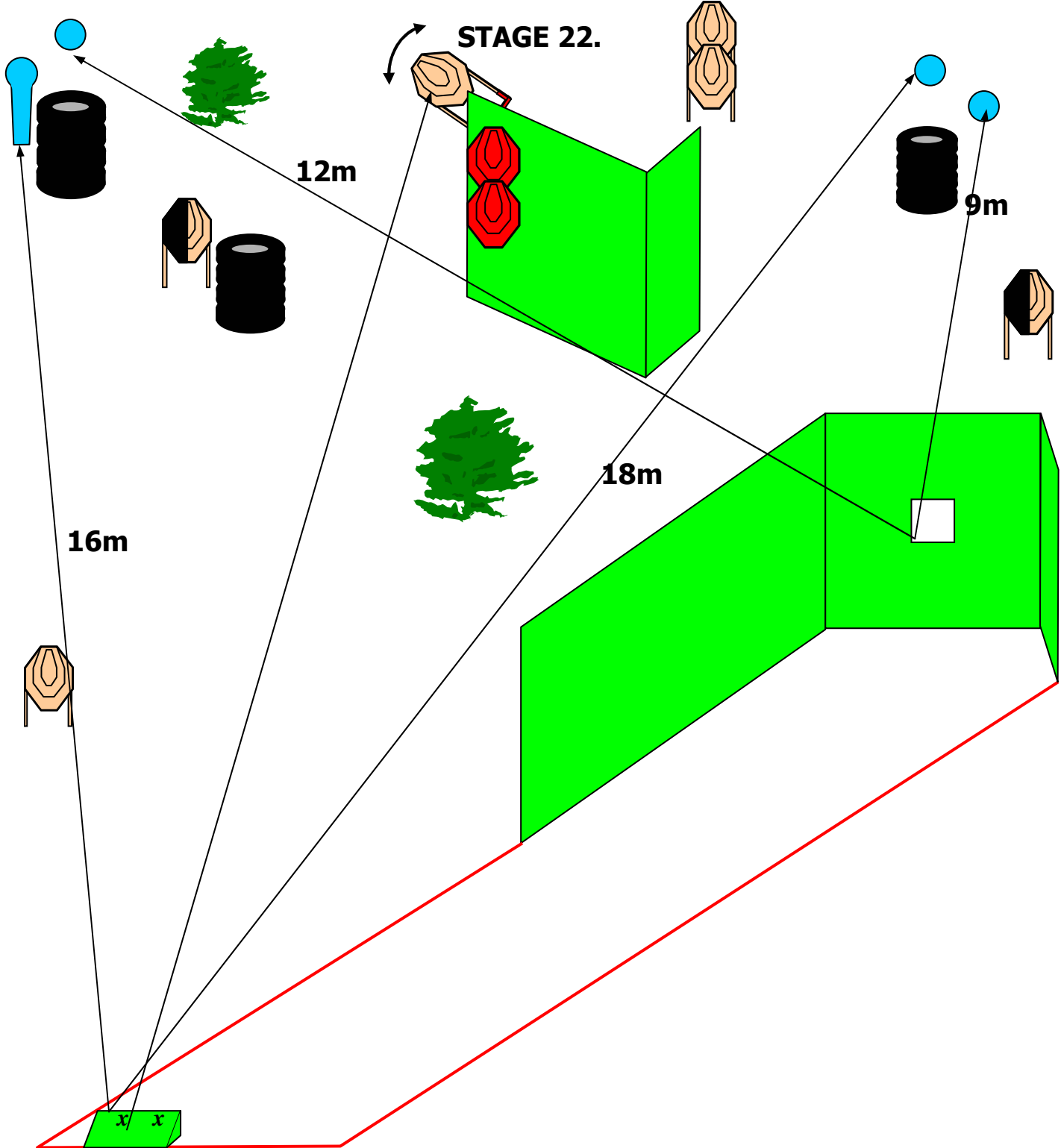
Scoring:	Comstock
Course of Fire:	Short course
Targets:	4 IPSC Classics
Minimum Rounds:	8
Possible points:	40
Scored Targets:	Best two hits on papers
Start-Stop:	Audible—Last shot
Penalties:	As per the current IPSC handgun rules
Start Position:	Standing erect upon the marks, facing downrange, weak hand is on the activator, strong hand is on the ear protector. The gun is in ready condition, holstered.
Procedure:	After start signal engage targets as visible from the designated area. The bobbars are invisible upon start and stay visible when stopped.

STAGE 21.



STAGE 21.

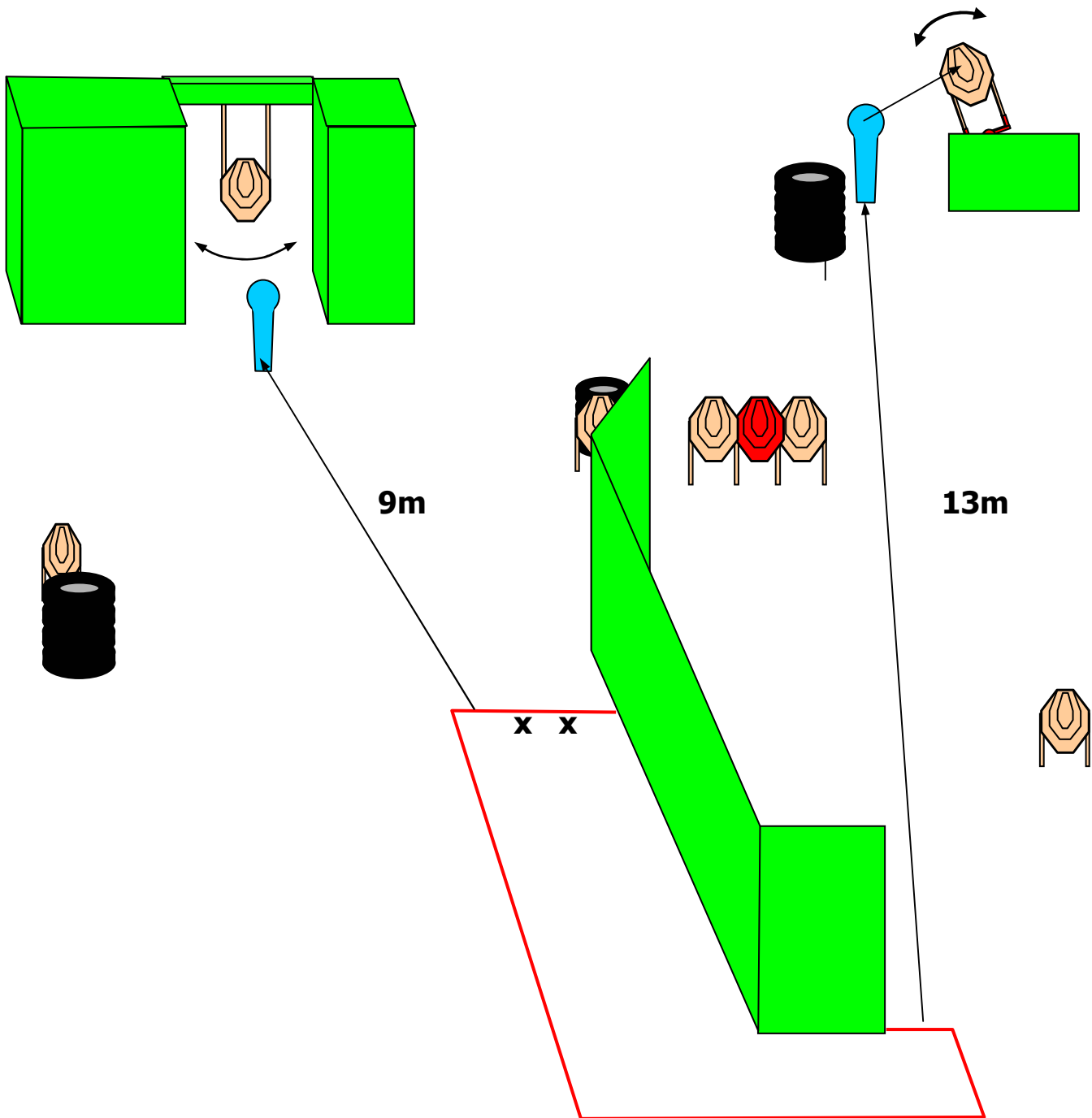
Scoring:	Comstock
Course of Fire:	Short course
Targets:	1 IPSC target, 3 Poppers, 4 Steels, 1 No Shoot
Minimum Rounds:	9
Possible points:	45
Scored Targets:	Best two hits on paper, metals must fall to score
Start-Stop:	Audible–Last shot
Penalties:	As per the current IPSC handgun rules
Start Position:	Standing erect upon the marks, facing downrange, hands are hanging naturally. The gun is in ready condition, holstered.
Procedure:	After start signal engage targets as visible from the designated area. The metal plates are visible only through the lower opening.



STAGE 22.

- Scoring:** Comstock
- Course of Fire:** Medium Course
- Targets:** 6 IPSC targets, 1 popper, 3 steels, 2 No Shoots
- Minimum Rounds:** 16
- Possible points:** 90
- Scored Targets:** Best two hits on paper, metals must fall to score
- Start-Stop:** Audible—Last shot
- Penalties:** As per the current IPSC handgun rules
- Start Position:** Standing erect upon the marks, facing downrange, hands are hanging naturally. The gun is in ready condition, holstered.
- Procedure:** After start signal engage targets as visible from the designated area. Leaving the pad activates the bobber. The bobber is invisible upon start and stays visible when stopped. The visual barrier before the bobber is real hard cover.

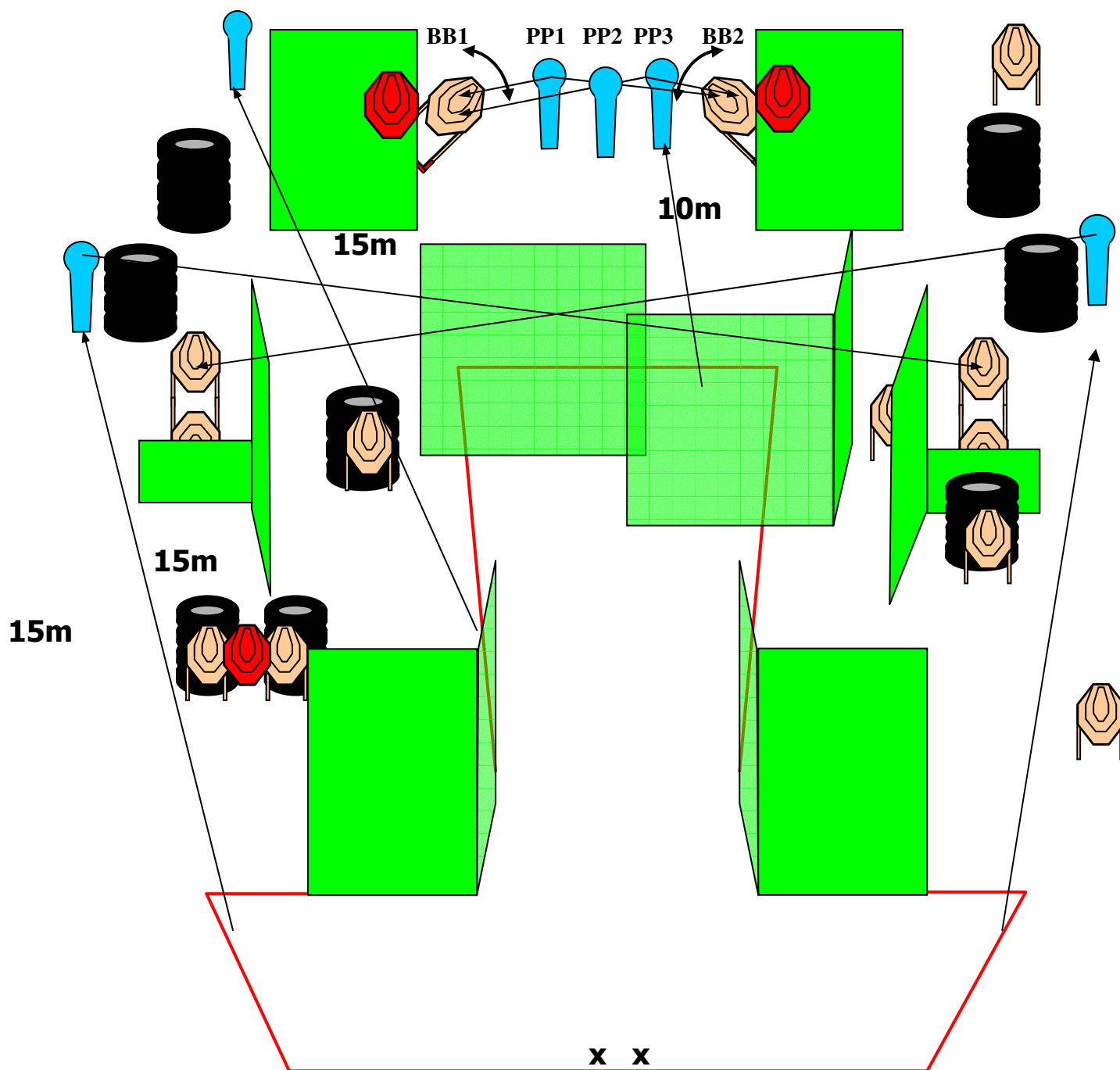
STAGE 23.



STAGE 23.

Scoring:	Comstock
Course of Fire:	Medium Course
Targets:	7 IPSC targets, 2 poppers, 1 No Shoot
Minimum Rounds:	16
Possible points:	80
Scored Targets:	Best two hits on paper, metals must fall to score
Start-Stop:	Audible—Last shot
Penalties:	As per the current IPSC handgun rules
Start Position:	Standing erect at the marks, facing downrange, hands are above respective shoulders. The gun is in ready condition, holstered.
Procedure:	After start signal engage targets as visible from the designated area.

STAGE 24.



STAGE 24.

Designer: Vincze Zoltán

Scoring:

Comstock

Course of Fire:

Long Course

Targets:

13 IPSC targets, 6 Poppers, 3 No Shoots

Minimum Rounds:

32

Possible points:

160

Scored Targets:

Best two hits on papers, metal must fall to score

Start-Stop:

Audible-Last shot

Penalties:

As per the current IPSC handgun rules

Start Position:

Standing erect on the marks, facing downrange, hands are hanging naturally. The gun is in ready condition, holstered.

Procedure:

After start signal engage targets as visible from the designated area. The bobbars are invisible upon start and stays visible when stopped. Either one of the poppers from PP1, PP2, PP3 activates BB1 and BB2. The visual barrier before the bobbars is real hard cover.