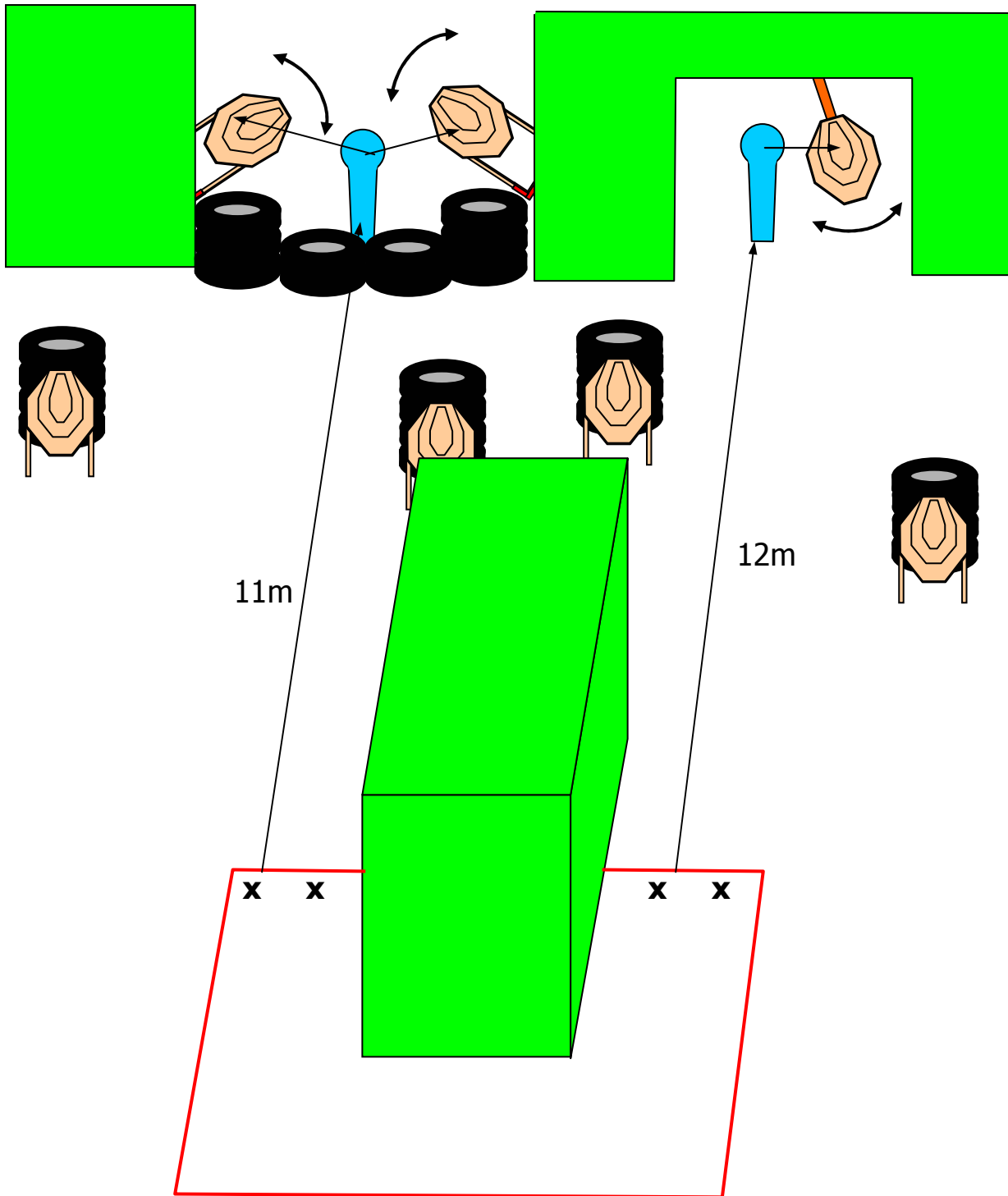


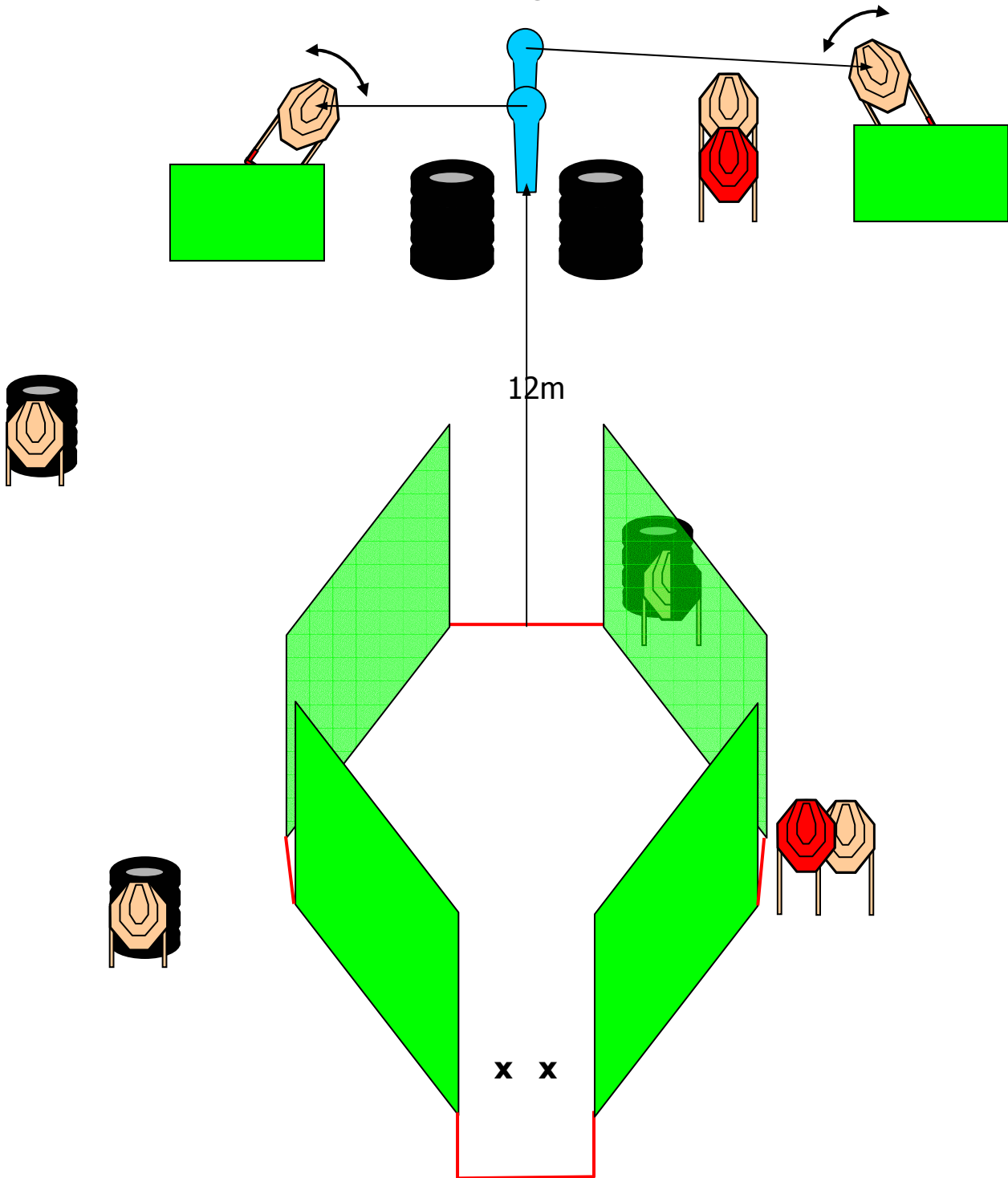
Stage 1



Stage 1

Scoring method	Comstock
Course of Fire	Medium course
Targets	7 IPSC Classic targets, 2 poppers
Nr. of shots	16
Available score	80
Scored targets	Best two hits on papers, the metals must fall to score.
Start/Stop:	Audible / Last shot taken
Penalties	As per the current IPSC handgun rules
Starting position	Standing erect upon one of the marks, facing downrange, hands are hanging naturally. The gun is loaded, holstered.
Procedure	After the signal, engage the targets in any order, free style, from within the designated area only. The bobbars are invisible when start, and stay visible when stopped.

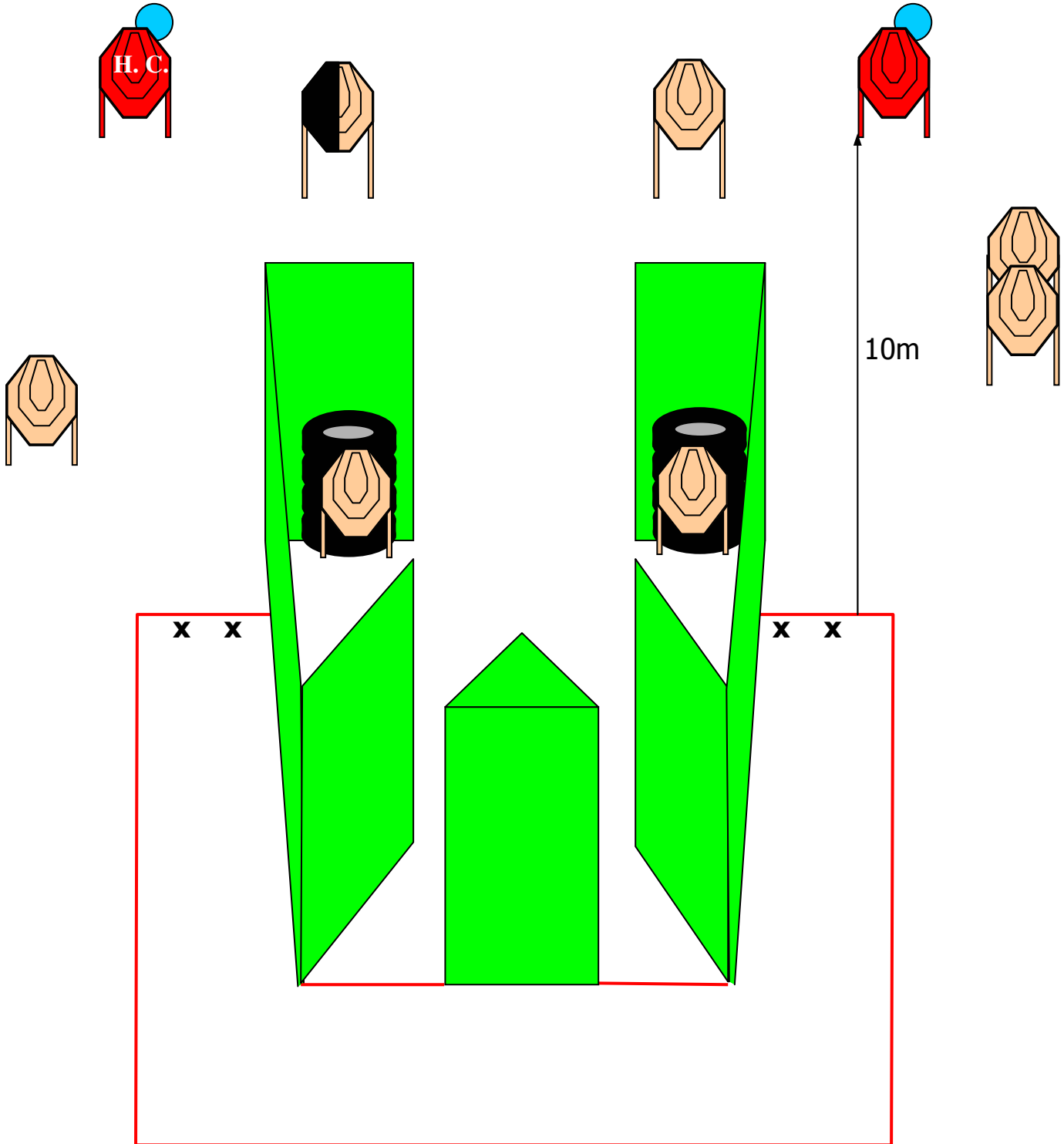
Stage 2



Stage 2

Scoring method	Comstock
Course of Fire	Medium course
Targets	7 IPSC Classic targets, 2 poppers, 2 Pts.
Nr. of shots	16
Available score	80
Scored targets	Best two hits on papers, the metals must fall to score.
Start/Stop:	Audible / Last shot taken
Penalties	As per the current IPSC handgun rules
Starting position	Standing erect upon the marks, facing downrange, hands are hanging naturally. The gun is in ready condition, holstered.
Procedure	Engage the targets in any order, free style, without crossing the fault lines. The bobbbers are invisible upon start, and stay visible when stopped.

Stage 3



Stage 3

Designed by: VINCZE, Zoltán

Scoring method

Comstock

Course of Fire

Medium course

Targets

7 IPSC Classic targets, 2 steels, 2 Pt. (real hard cover)

Nr. of shots

16

Available score

80

Scored targets

Best two hits on papers, the metals must fall to score.

Start/Stop:

Audible / Last shot taken

Penalties

As per the current IPSC handgun rules

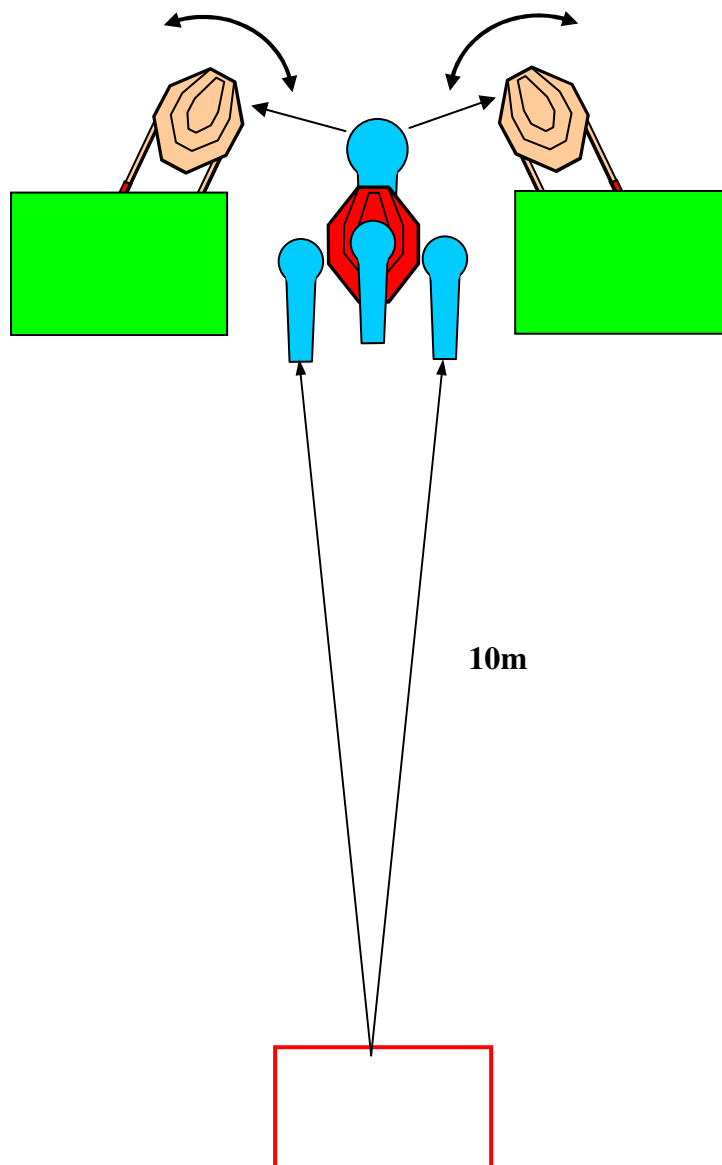
Starting position

Standing erect upon one of the marks, facing downrange, hands are hanging naturally. The gun is in ready condition, holstered.

Procedure

Engage the targets in any order, free style, from within the designated areas only. The penalty targets are real hard covers.

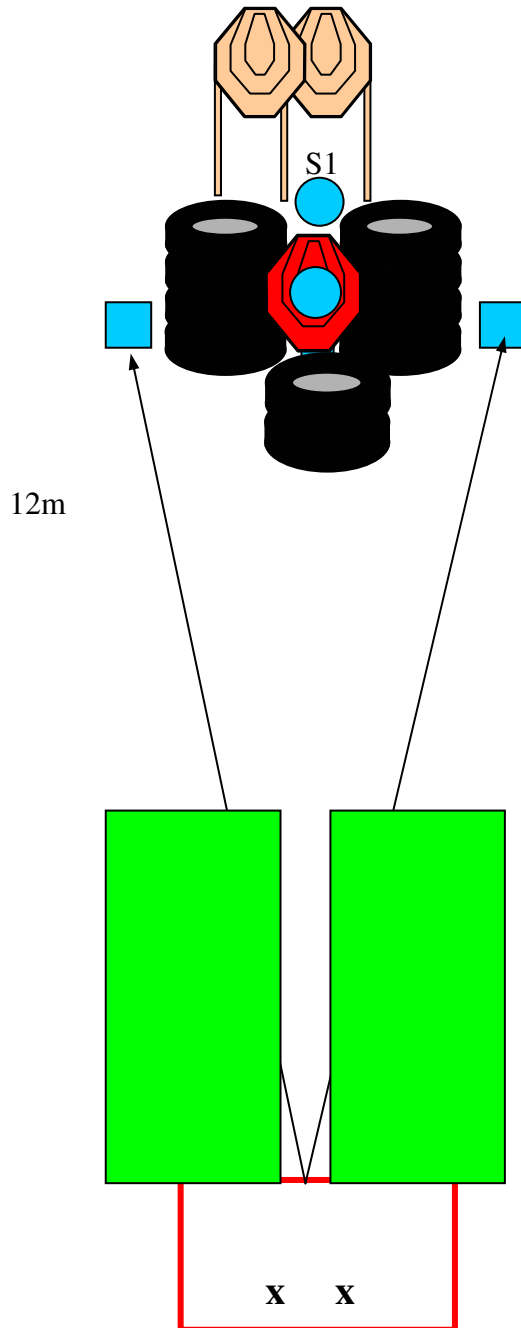
Stage 4



Stage 4

Scoring method	Comstock
Course of Fire	Short course
Targets	2 IPSC Classic targets, 4 poppers, 1 Pt.
Nr. of shots	8
Available score	40
Scored targets	Best two hits on papers, the metals must fall to score.
Start/Stop:	Audible / Last shot taken
Penalties	As per the current IPSC handgun rules
Starting position	Standing erect in the designated area, facing downrange, hands are hanging naturally. The gun is in ready condition, holstered.
Procedure	Engage the targets in any order, free style, from within the designated area only. The penalty target is a real hard cover. The bobbars are invisible upon start, and stay visible when stopped.

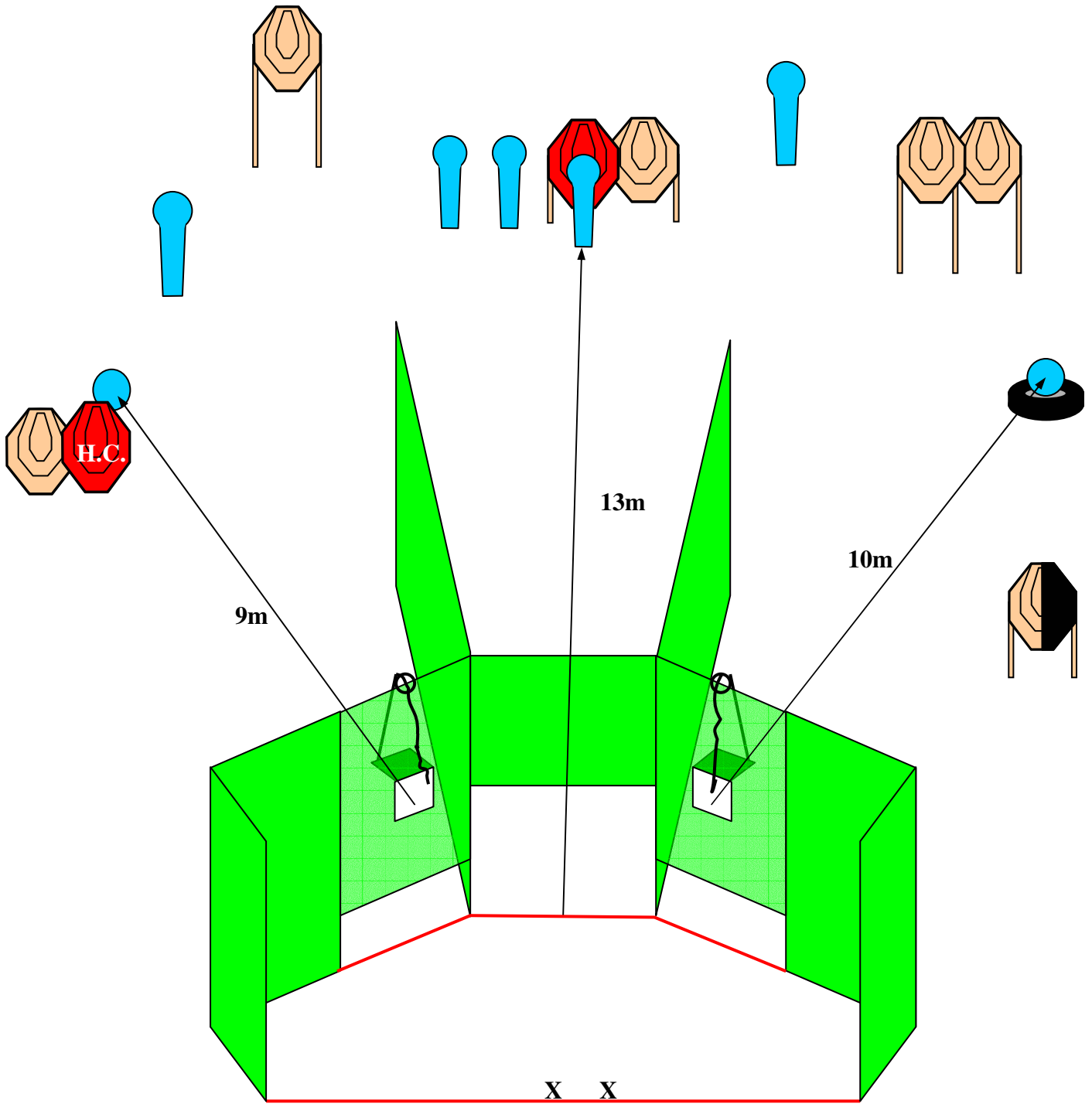
Stage 5



Stage 5

Scoring method	Comstock
Course of Fire	Short course
Targets	2 IPSC Classic targets, 1 popper, 3 steel plates, 1 Pt.
Nr. of shots	8
Available score	40
Scored targets	Best two hits on papers, the metals must fall to score.
Start/Stop:	Audible / Last shot taken
Penalties	As per the current IPSC handgun rules
Starting position	Standing erect upon the marks, facing downrange, hands are hanging naturally. The gun is in ready condition, holstered.
Procedure	Engage the targets in any order, free style, from within the designated area only. The penalty target is a real hard cover. The popper is visible through the hole on the penalty target only. The S1 steel plate becomes visible only when the popper is down, and only through the hole.

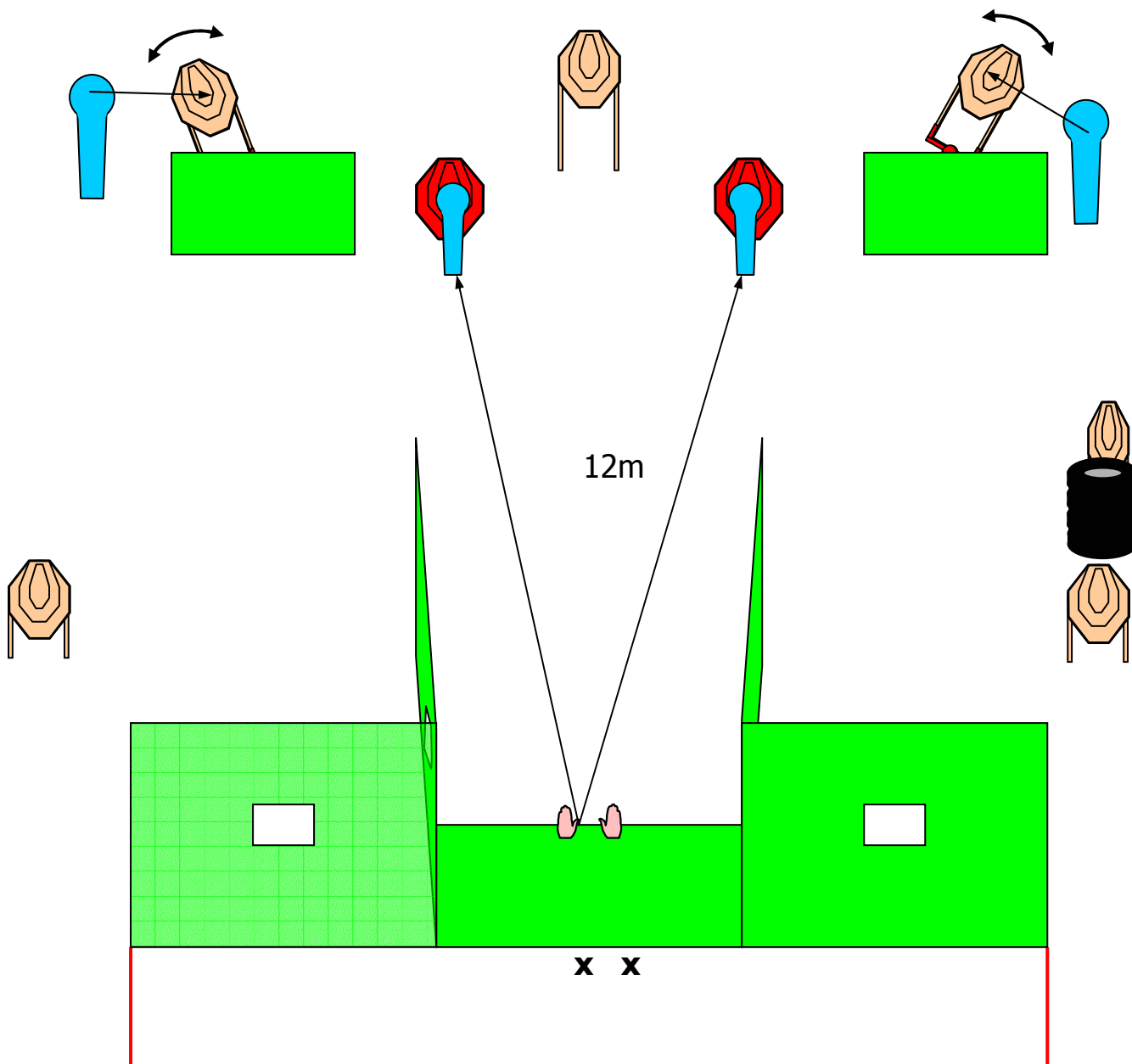
Stage 6



Stage 6

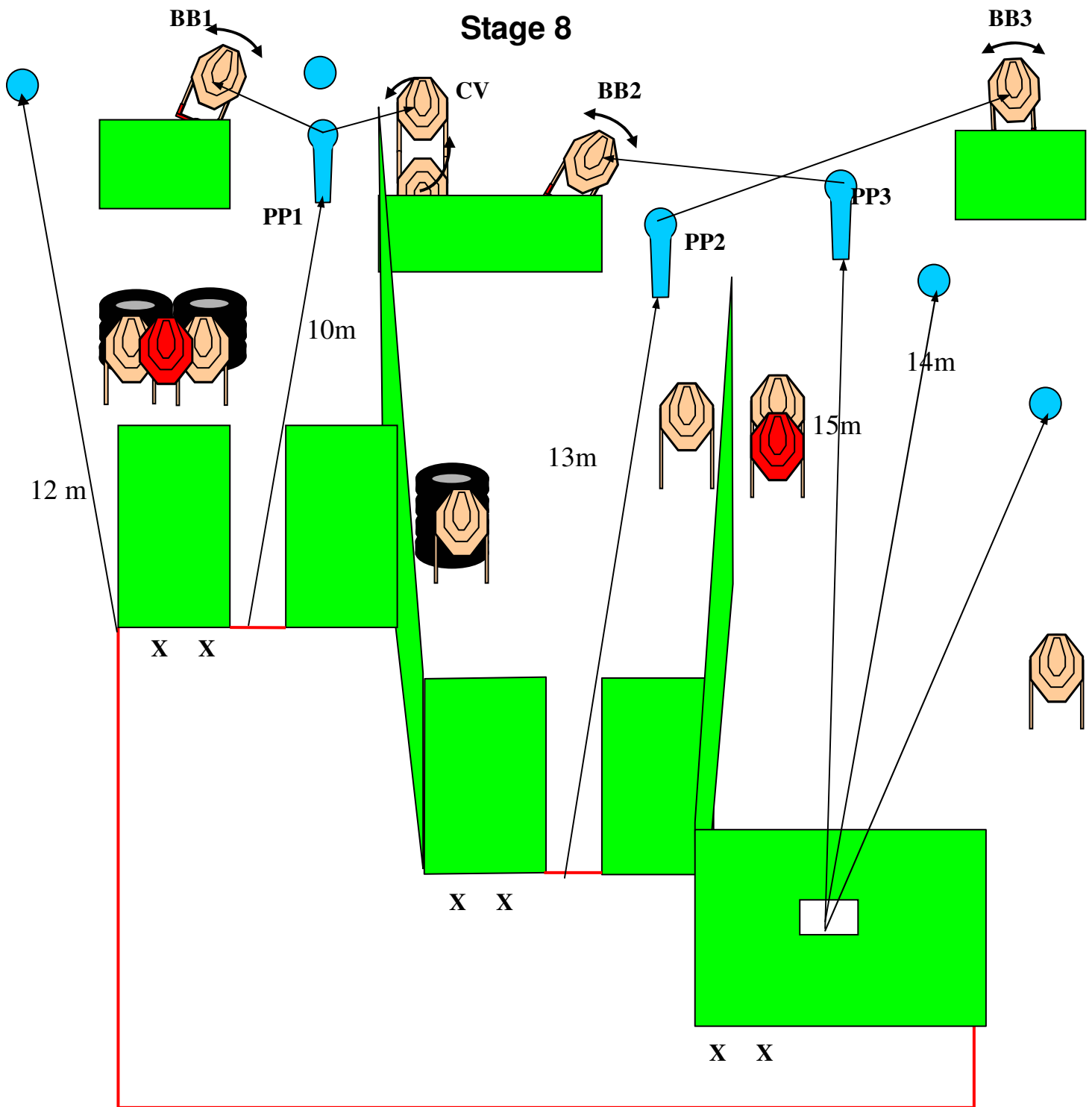
Scoring method	Comstock
Course of Fire	Long course
Targets	7 IPSC Classic targets, 6 poppers, 2 steel plates, 2 Pt.
Nr. of shots	19
Available score	95
Scored targets	Best two hits on papers, the metals must fall to score.
Start/Stop:	Audible / Last shot taken
Penalties	As per the current IPSC handgun rules
Starting position	Standing erect upon the marks, facing downrange, hands are hanging naturally. The gun is in ready condition, holstered.
Procedure	Engage the targets in any order, free style. The penalty target to the left is real hard cover. The windows are opened by pulling the rope.

Stage 7



Stage 7

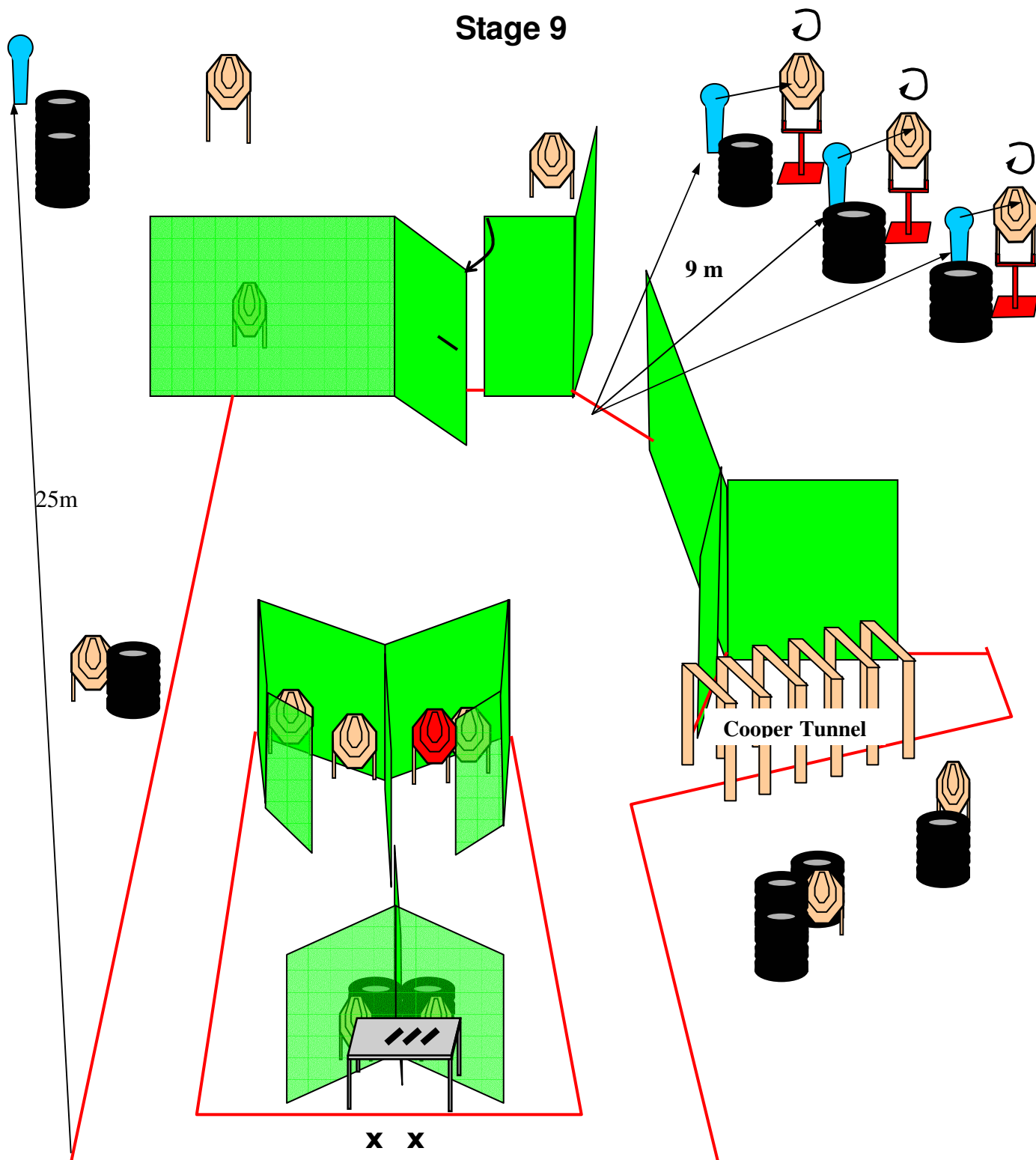
Scoring method	Comstock
Course of Fire	Medium course
Targets	6 IPSC Classic targets, 4 poppers, 2 Pts.
Nr. of shots	16
Available score	80
Scored targets	Best two hits on papers, the metals must fall to score.
Start/Stop:	Audible / Last shot taken
Penalties	As per the current IPSC handgun rules
Starting position	Standing erect upon the marks, facing downrange, hands are put on the marks of the barricade. The gun is in ready condition, holstered.
Procedure	Engage the targets in any order, free style, from within the designated area only. The bobbars are invisible upon start, and stay visible when stopped.



Stage 8

Scoring	Comstock
Course of Fire	Long course
Targets	11 IPSC Classic targets, 3 poppers, 4 steel plates, 2 Pts.
Nr. of shots	29
Available score	145
Scoring	Best two hits on papers, the metals must fall to score.
Start/Stop:	Audible / Last shot taken
Penalties	As per the current IPSC handgun rules
Starting position	Standing upon one of the marks, facing downrange, hands are raised, palms are above the shoulders. The gun is in ready condition, holstered.
Procedure	Engage the targets in any order, free style, from within the designated area only. The bobbars are invisible upon start, and stay visible when stopped. One of the targets marked CV is visible before, and the other is visible after the activation.

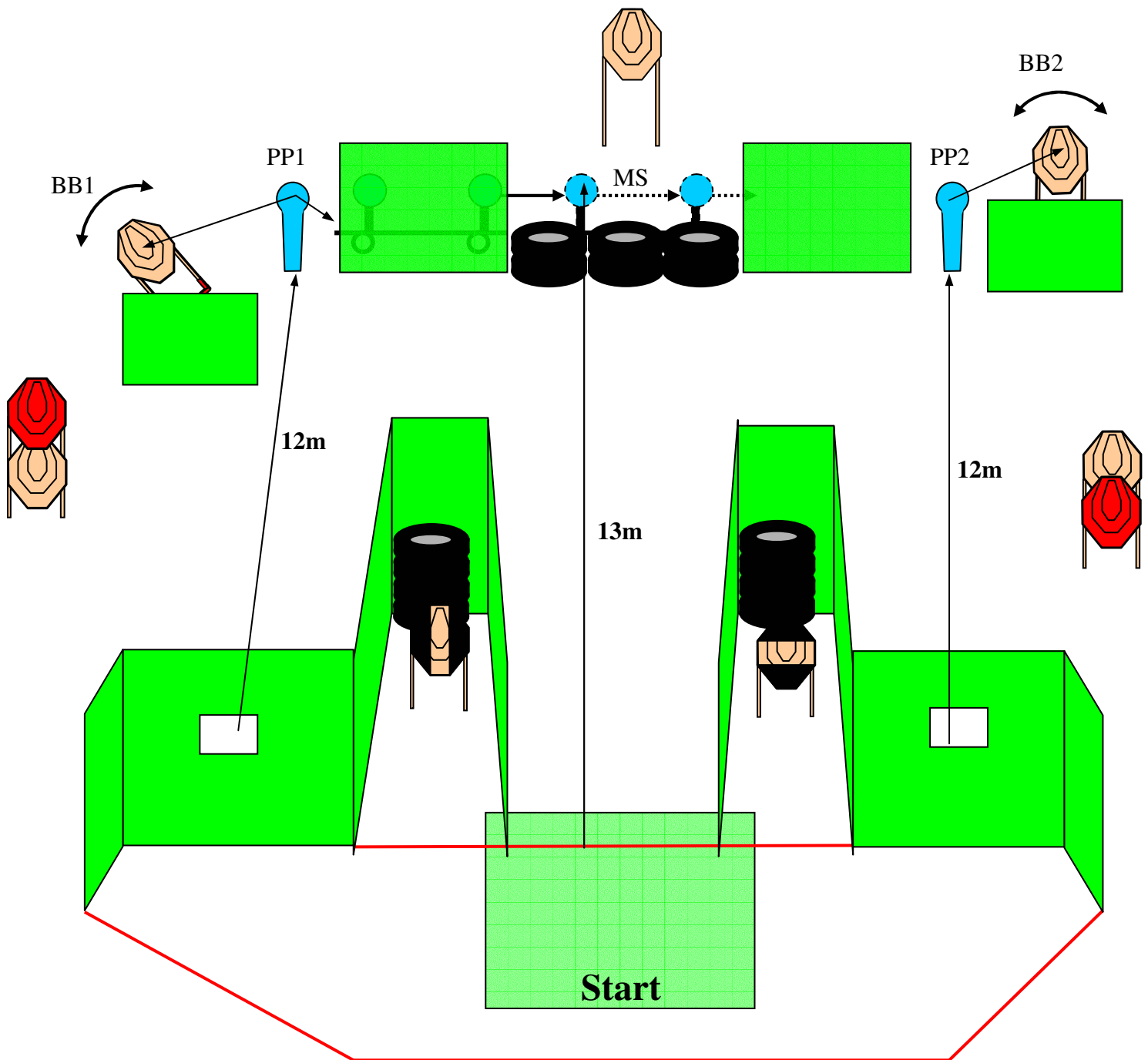
Stage 9



Stage 9

Scoring method	Comstock
Course of Fire	Long course
Targets	14 IPSC classic targets, 4 poppers, 1 Pt.
Nr. of shots	32
Available score	160
Scored targets	Best two hits on papers, the metals must fall to score.
Start/Stop:	Audible / Last shot taken
Penalties	As per the current IPSC handgun rules
Starting position	Standing erect behind the table, facing downrange, hands are hanging naturally. The gun is empty, holstered, the magazines intended to use are on the table.
Procedure	Engage the targets in any order, free style. The turning targets are always visible from the Cooper tunnel. From the front, when they are activated, they turn 90 degrees, and after a short time they turn back.

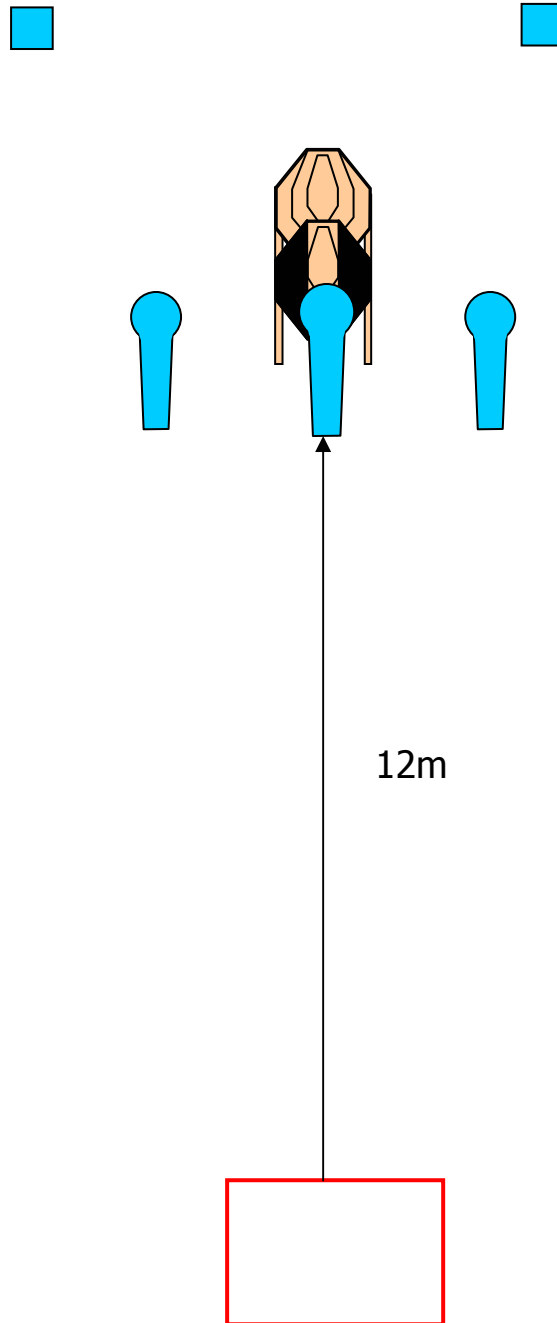
Stage 10



Stage 10

Scoring method	Comstock
Course of Fire	Long course
Targets	7 IPSC Classic targets, 2 poppers, 2 steel plates, 2 Pts.
Nr. of shots	16 + 2
Available score	80 + 10
Scored targets	Best two hits on papers, the metals must fall to score.
Start/Stop:	Audible / Last shot taken
Penalties	As per the current IPSC handgun rules
Starting position	Standing at the "start" mark, facing downrange, hands are hanging naturally. The gun is in ready condition, holstered.
Procedure	Engage the targets in any order, free style, from within the designated areas. The steel plates marked "MS" are disappearing moving targets, fully invisible both upon start and stop. The bobbars are invisible upon start, and stay visible when stopped.

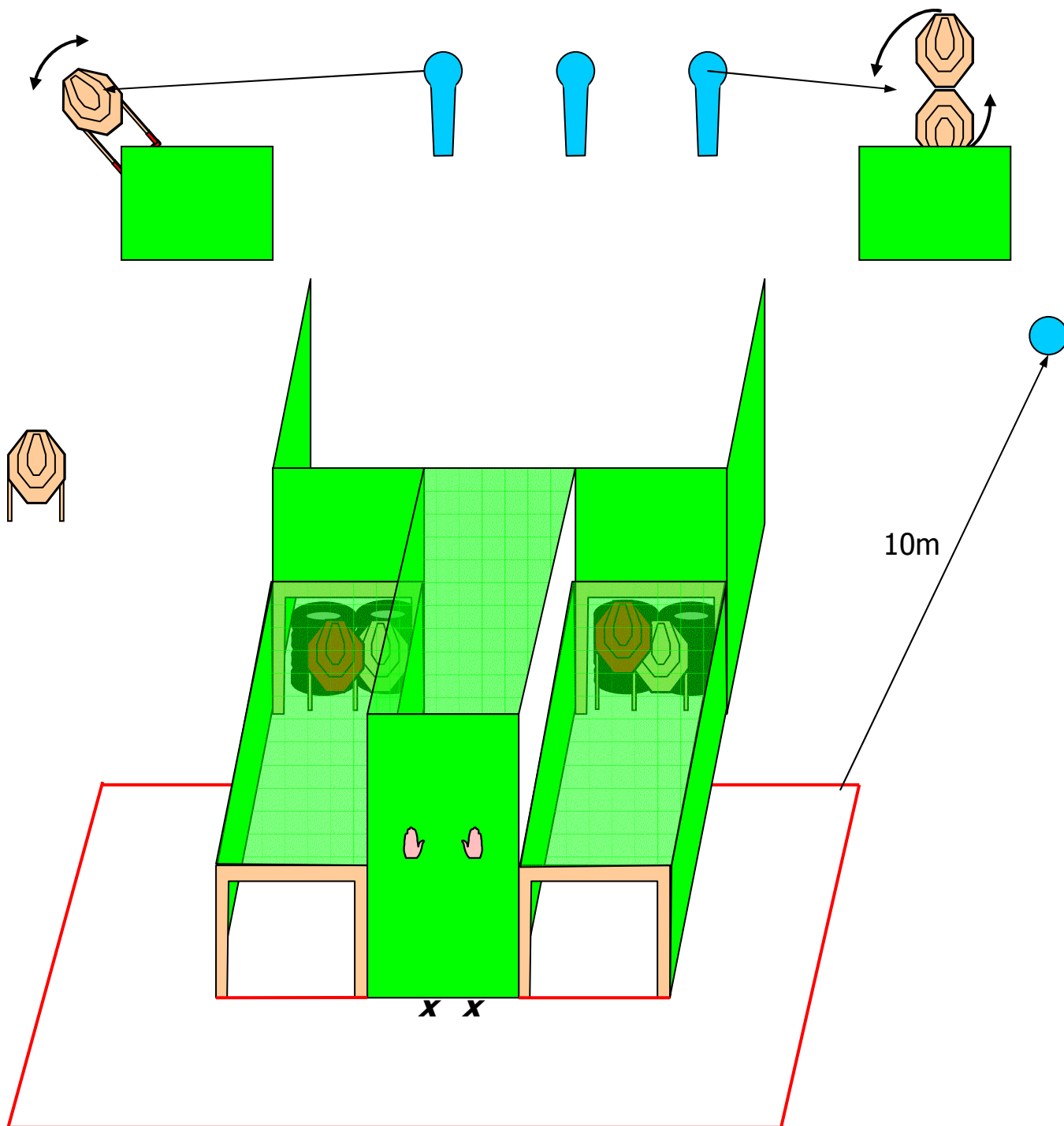
Stage 11



Stage 11

Scoring method	Comstock
Course of Fire	Short course
Targets	2 IPSC Classic targets, 3 poppers, 2 steel plates
Nr. of shots	9
Available score	45
Scored targets	Best two hits on papers, the metals must fall to score.
Start/Stop:	Audible / Last shot taken
Penalties	As per the current IPSC handgun rules
Starting position	The shooter stands within the designated area, facing uprange , hands are hanging naturally. The gun is holstered with empty chamber .
Procedure	Engage the targets in any order, free style, from within the designated area only.

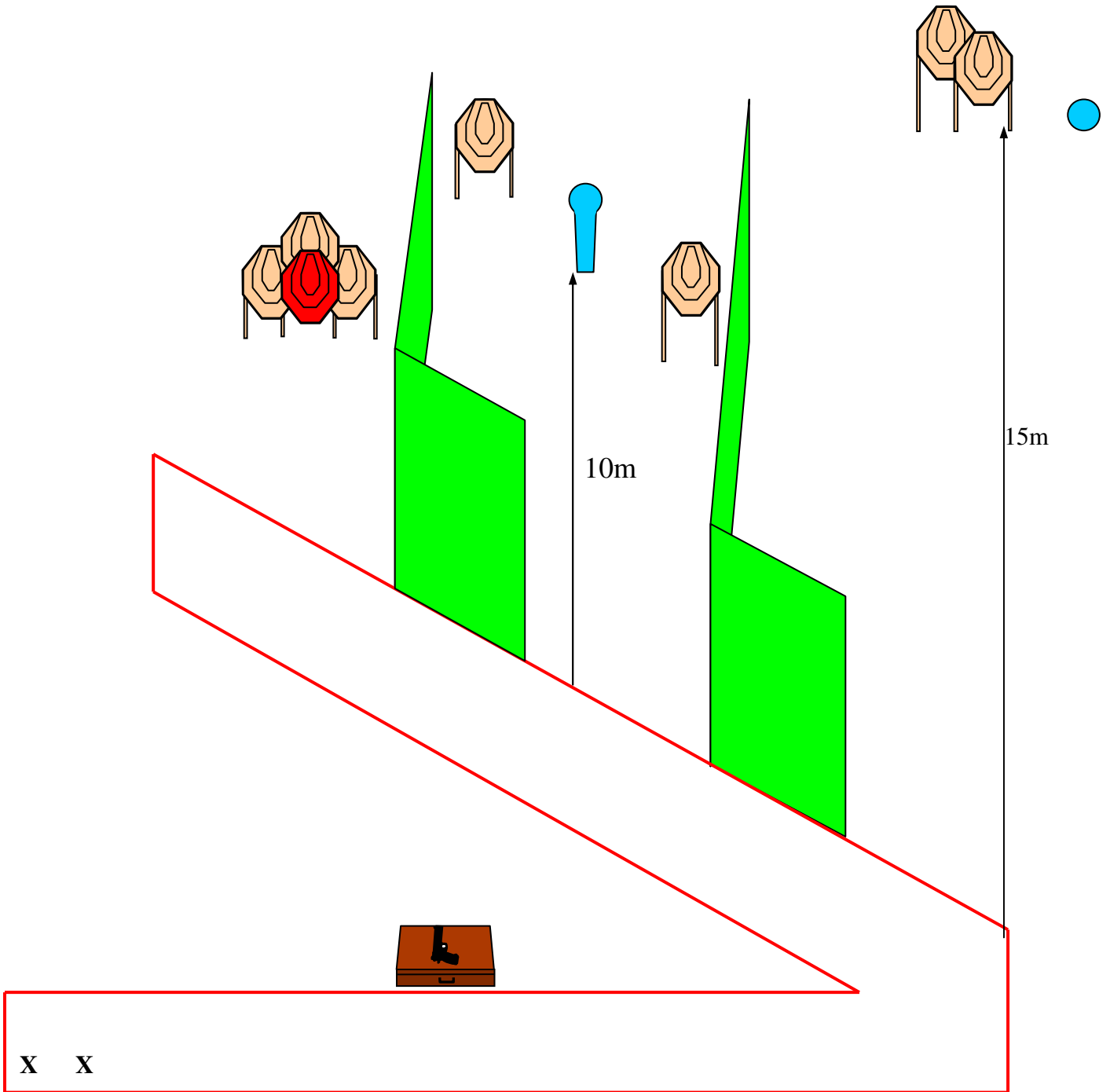
Stage 12



Stage 12

Scoring method	Comstock
Course of Fire	Medium course
Targets	6 IPSC Classic targets, 3 poppers, 1 steel plate, 2 Pts.
Nr. of shots	16
Available score	80
Scored targets	Best two hits on papers, the metals must fall to score.
Start/Stop:	Audible / Last shot taken
Penalties	As per the current IPSC handgun rules
Starting position	Standing upon the marks, facing downrange, hands are put on the marks of the barricade. The gun is in ready condition, holstered.
Procedure	Engage the targets in any order, free style, from within the designated area only. On the right side, one of the targets marked CV is visible before the activation, and the other is visible after the activation.

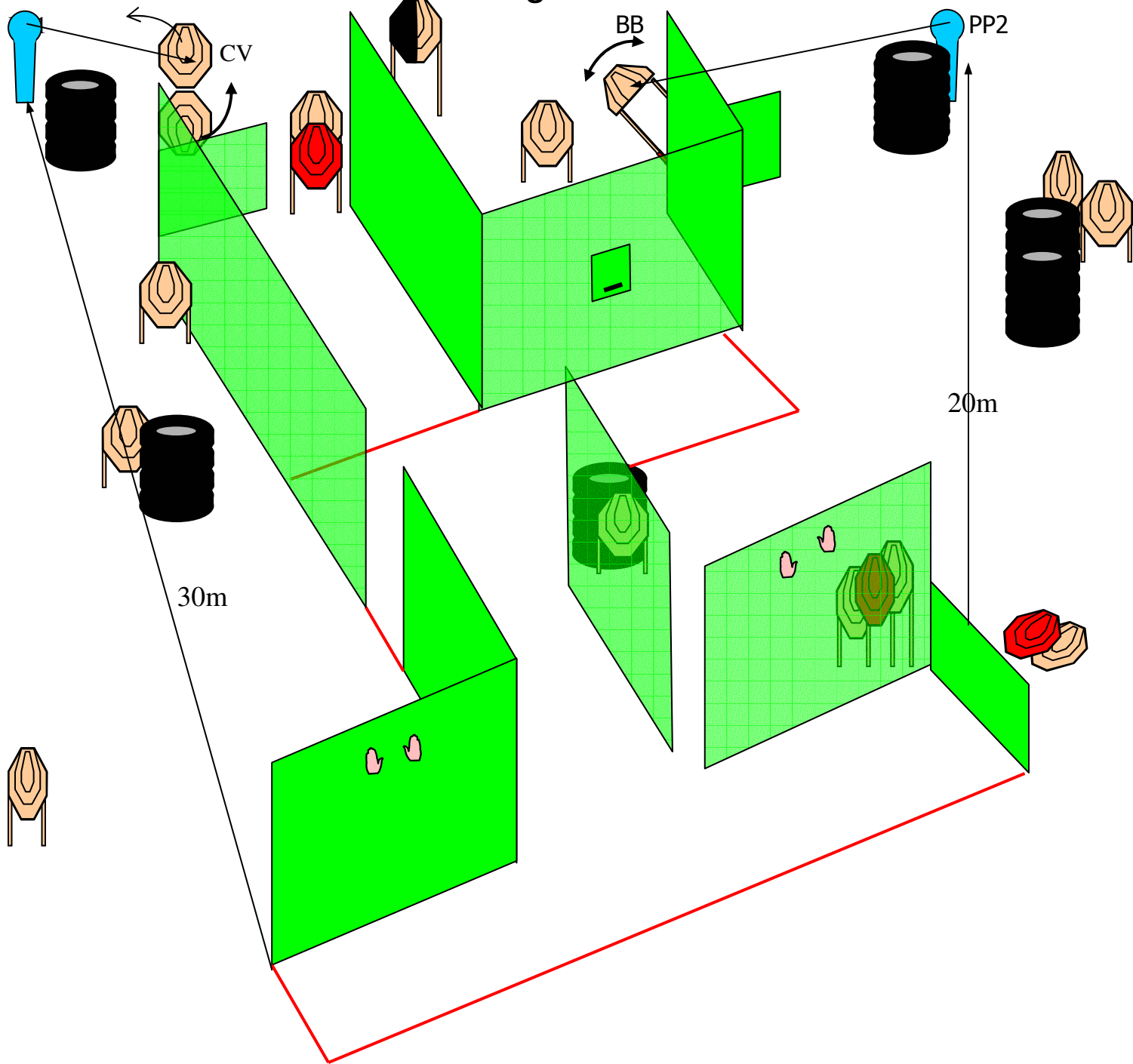
Stage 13



Stage 13

Scoring method	Comstock
Course of Fire	Medium course
Targets	7 IPSC Classic targets, 1 popper, 1 steel plate, 1 Pt.
Nr. of shots	16
Available score	80
Scored targets	Best two hits on papers, the metals must fall to score.
Start/Stop:	Audible / Last shot taken
Penalties	As per the current IPSC handgun rules
Starting position	Standing erect upon the marks, facing downrange, hands are hanging naturally. The gun is empty, placed upon the box.
Procedure	Engage the targets in any order, free style, from within the designated area only.

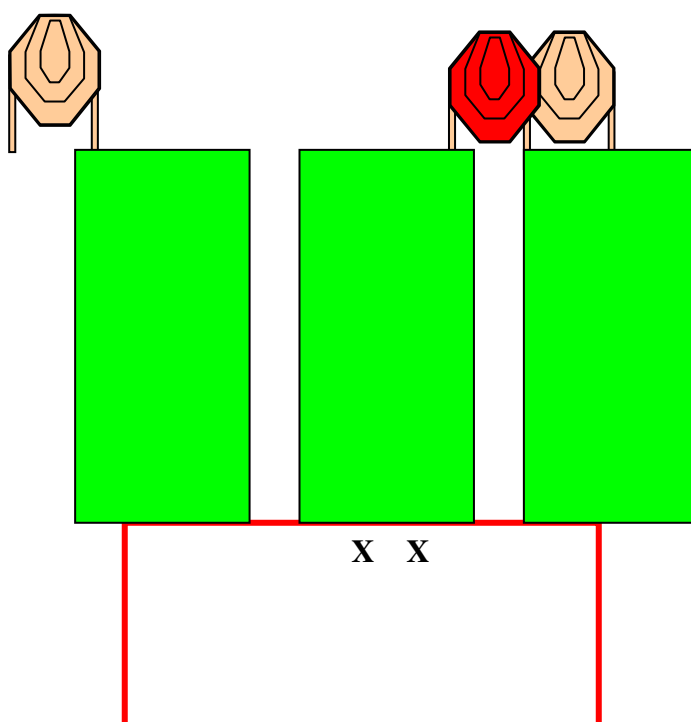
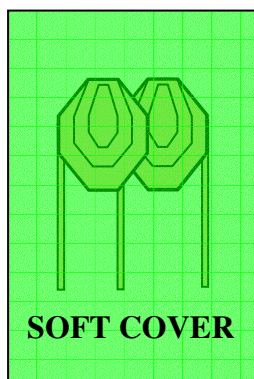
Stage 14



Stage 14

Scoring method	Comstock
Course of Fire	Long course
Targets	15 IPSC Classic targets, 2 poppers, 3 Pts.
Nr. of shots	32
Available score	160
Scored targets	Best two hits on papers, the metals must fall to score.
Start/Stop:	Audible / Last shot taken
Penalties	As per the current IPSC handgun rules
Starting position	Standing erect at one of the designated positions, facing downrange, hands are put upon the marks of the barricade. The gun is in ready condition, holstered.
Procedure	Engage the targets in any order, free style, from within the designated area only. The bobber starts invisible, and remains partially visible (including its 'A' scoring zone) when in rest. One of the targets marked as CV is visible upon start and disappears, the other is invisible upon start and remains visible after activation.

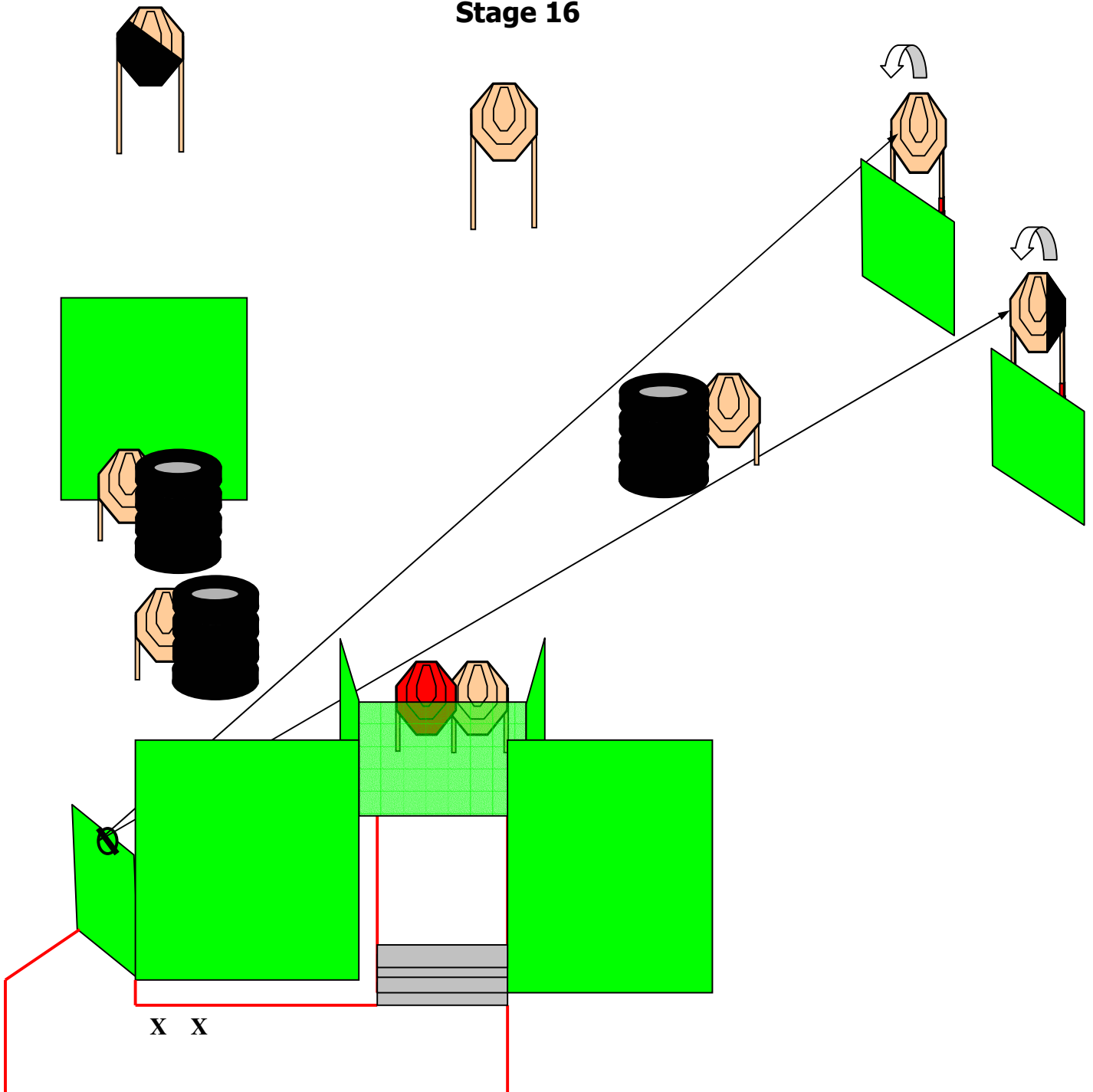
Stage 15



Stage 15

Scoring method	Comstock
Course of Fire	Short course
Targets	4 IPSC Classic targets, 1Pt.
Nr. of shots	8
Available score	40
Scored targets	Best two hits on papers.
Start/Stop:	Audible / Last shot taken
Penalties	As per the current IPSC handgun rules
Starting position	Standing upon the marks, facing downrange, hands are hanging naturally. The gun is in ready condition, holstered.
Procedure	Engage the targets in any order, free style, from within the designated area only.

Stage 16



Stage 16

Scoring method	Comstock
Course of Fire	Medium Course
Targets	8 IPSC Classic, 1Pt.
Nr. of shots	16
Available score	80
Scored targets	Best two hits on papers.
Start/Stop:	Audible / Last shot taken
Penalties	As per the current IPSC handgun rules
Starting position	Standing upon the marks, facing downrange, hands are hanging naturally. The gun is in ready condition, holstered.
Procedure	Engage the targets in any order, free style, from within the designated area only.