



PISTOL MATCH  
INFORMATION SHEET  
STAGE 1



**TYPE:** Short Course **SCORING:** Comstock

**TARGETS:** 1 Classic IPSC, 7 MP.

**DISTANCES :** 7-8 m.

**START:** Audible signal **STOP:** Last shot

**MIN. ROUNDS:** 9 **MAX. POINTS:** 45

**PENALTIES:** As per I.P.S.C. current rules

**START POSITION:** The competitor commences standing heels touching marking, hands touching the corners of the table. Gun empty, on the table into the marks pointed downrange, minimum one magazine on the table.

**PROCEDURE:** On the start signal the competitor shoots at the target with two rounds and metals until they fall, any order remaining into the demarcated area.

**DESIGN NOTES:** Targets should be set in distances from 7 to 8 meters from shooting position. Equipment needed: 7 MP ,a target stand and one table.

PISTOL MATCH  
INFORMATION SHEET  
STAGE 2



FL

---

START

**TYPE:** Short Course **SCORING:** Comstock

**TARGETS:** 3 Classic targets, 1 MP, 2 Classic poppers, 1 N.S Classic target.

**DISTANCES :** 8-9- m.

**START:** Audible signal **STOP:** Last shot

**MIN. ROUNDS:** 9 **MAX. POINTS:** 45

**PENALTIES:** As per I.P.S.C. current rules

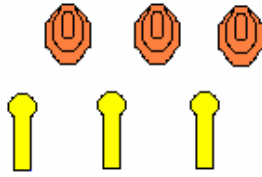
**START POSITION:** The competitor commences standing relaxed ,heels touching marking gun loaded and holstered.

**PROCEDURE:** On the start signal the competitor shoots at the targets with two rounds and metals until they fall, any order. The fall of M.P. appears a classic target . The fall of left C.P. activates a metal N.S. bobber witch remains visible when rest.

**DESIGN NOTES:** Targets should be set in distances from 8 to 9 meters from target line.

Equipment needed: 1 MP with target appearing system ,1 metal N.S. classic target, 2 C.P., 2 target stands.

PISTOL MATCH  
INFORMATION SHEET  
STAGE 3



FL

---

START

**TYPE:** Short Course **SCORING:** Comstock

**TARGETS:** 3 Classic targets, 3 C.P.

**DISTANCES :** 8-12 m.

**START:** Audible signal **STOP:** Last shot

**MIN. ROUNDS:** 9 **MAX. POINTS:** 45

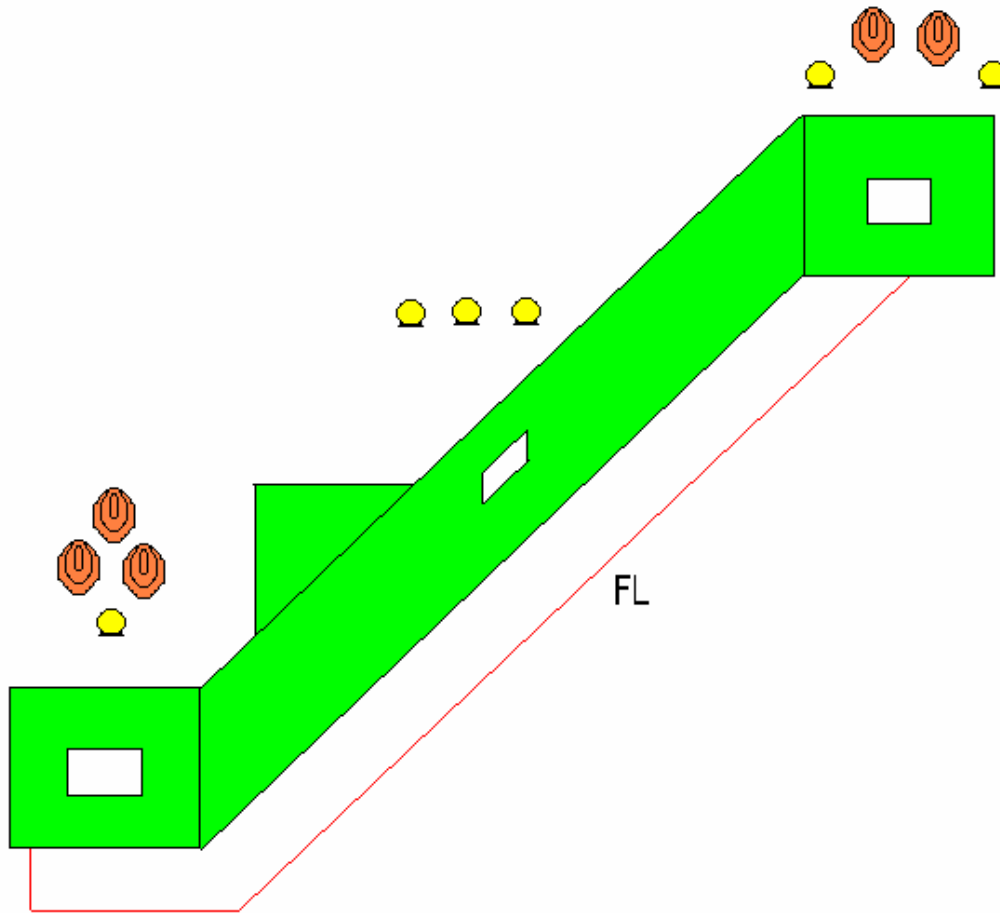
**PENALTIES:** As per I.P.S.C. current rules

**START POSITION:** The competitor commences standing relaxed ,heels touching marking ,gun loaded and holstered.

**PROCEDURE:** On the start signal the competitor shoots at the targets with two rounds and metals until they fall, any order.

**DESIGN NOTES:** Targets should be set in distances from 8 to 12 meters from target lines.  
Equipment needed: 3 CP ,3 target stands.

PISTOL MATCH  
INFORMATION SHEET  
STAGE 4



**TYPE:** Medium Course **SCORING:** Comstock

**TARGETS:** 5 Classic targets, 6 MP.

**DISTANCES :** 7-14 m.

**START:** Audible signal **STOP:** Last shot

**MIN. ROUNDS:** 16 **MAX. POINTS:** 80

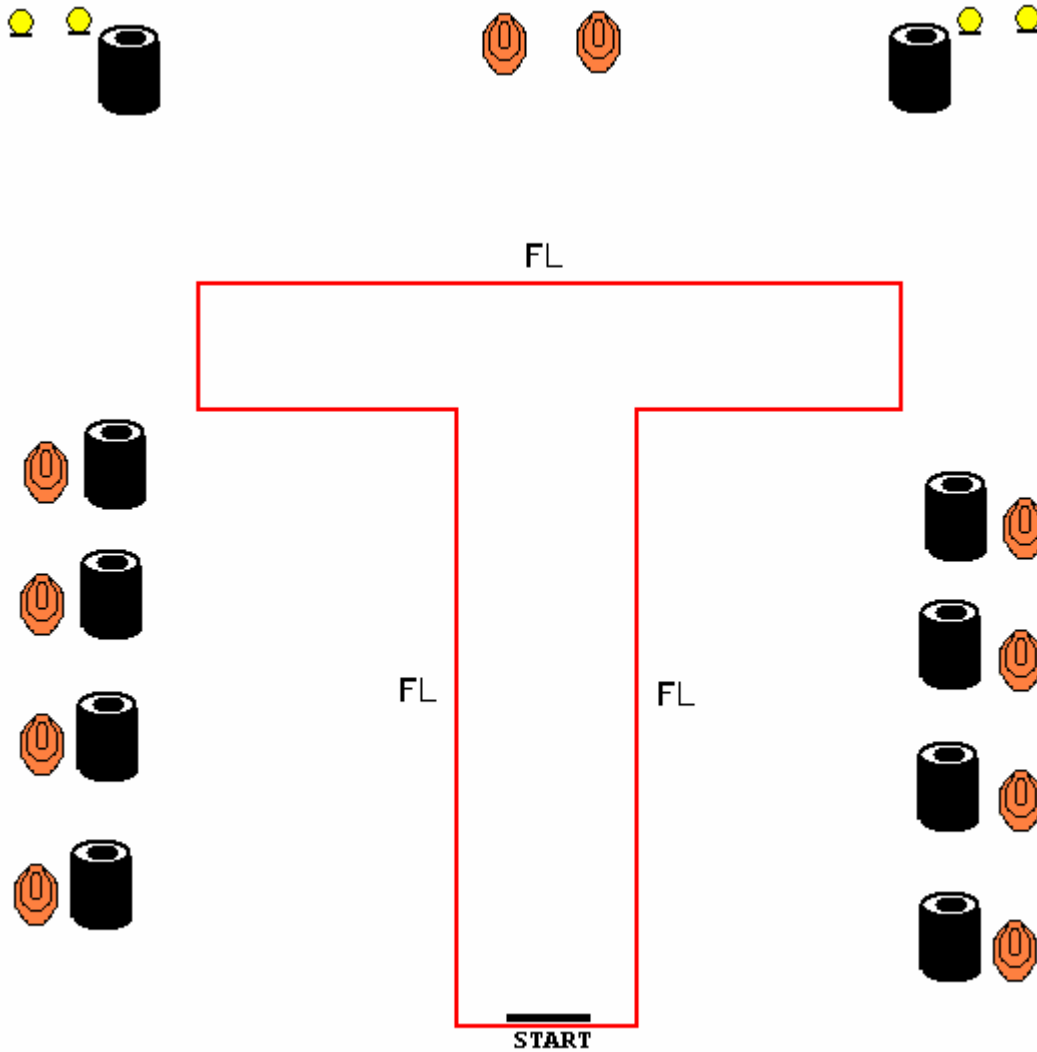
**PENALTIES:** As per I.P.S.C. current rules

**START POSITION:** The competitor commences standing relaxed ,anywhere into the demarcated area , gun loaded and holstered .

**PROCEDURE:** On the start signal the competitor shoots at the targets with two rounds and metals until they fall, any order.

**DESIGN NOTES:** Targets should be set in distances from 7 to 14 meters from shooting positions. Equipment needed: 6 MP , 5 target stands, walls with apertures .

PISTOL MATCH  
INFORMATION SHEET  
STAGE 5



**TYPE:** Long Course **SCORING:** Comstock

**TARGETS:** 10 Classic targets, 4 MP.

**DISTANCES :**8-11 m.

**START:** Audible signal **STOP:** Last shot

**MIN. ROUNDS:** 24 **MAX. POINTS:** 120

**PENALTIES:** As per I.P.S.C. current rules

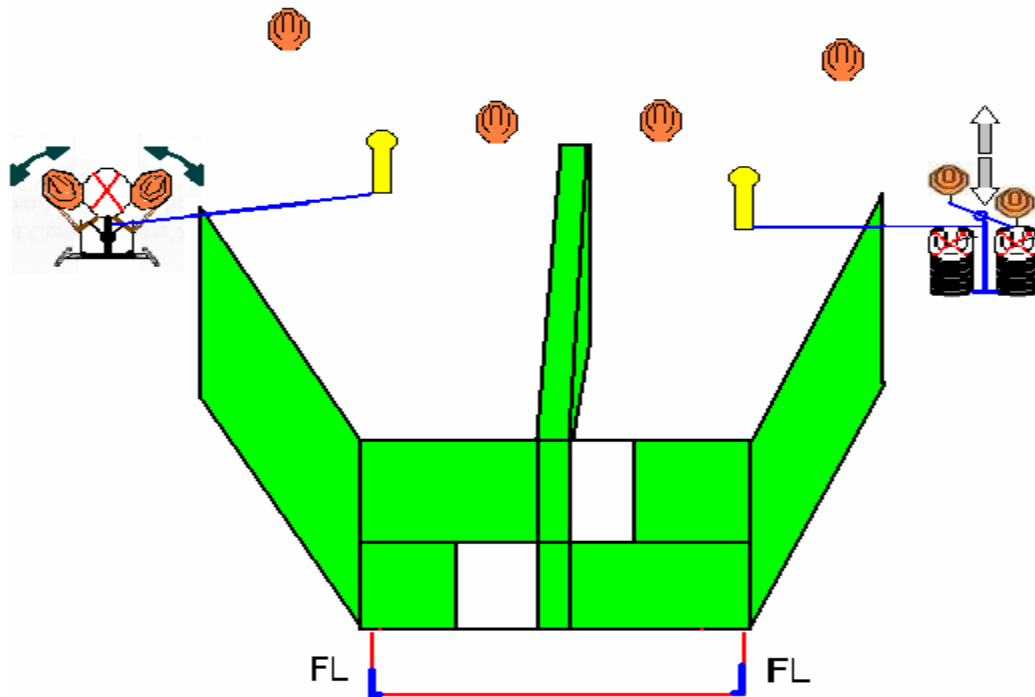
**START POSITION:** The competitor commences standing relaxed ,heels touching marking , gun loaded and holstered.

**PROCEDURE:** On the start signal the competitor shoots at the targets with two rounds and metals until they fall, any order remaining into the demarcated area.

**DESIGN NOTES:** Targets should be set in distances from 8 to 11 meters from target lines.

Equipment needed: 4 MP ,10 target stands and tires

PISTOL MATCH  
INFORMATION SHEET  
STAGE 6



**TYPE:** Long Course **SCORING:** Comstock

**TARGETS:** 8 IPSC mini targets, 2 Classic Poppers, 3. IPSC mini N/S

**DISTANCES :** 10-16 m.

**START:** Audible signal **STOP:** Last shot

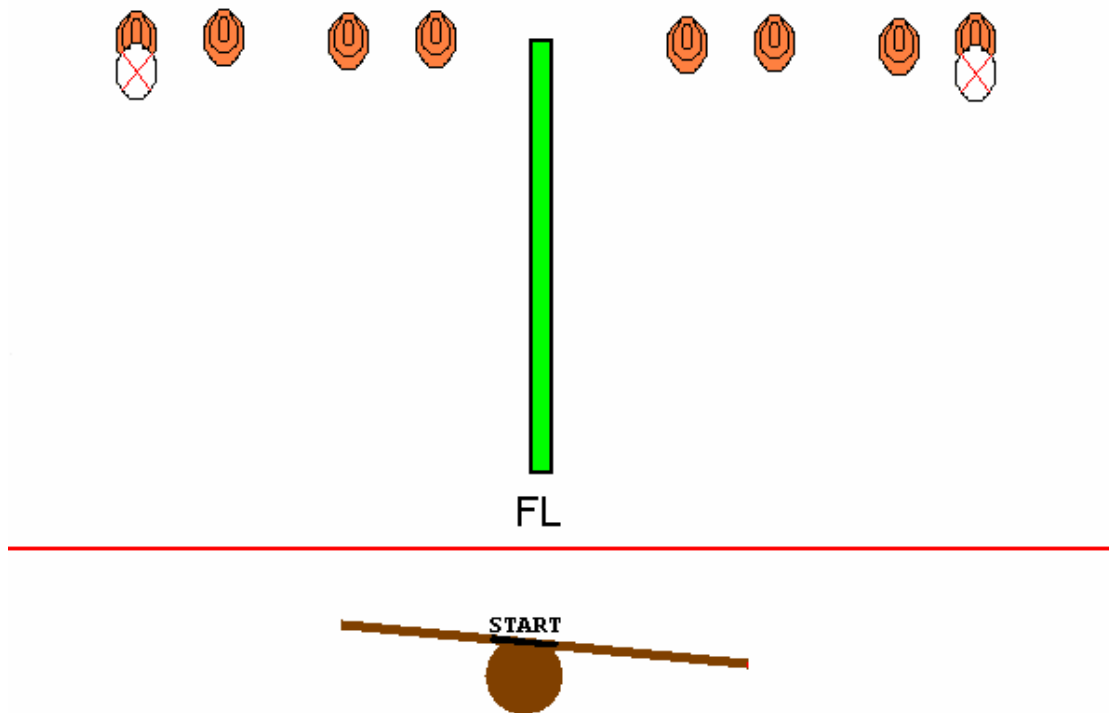
**MIN. ROUNDS:** 18 **MAX. POINTS:** 90

**PENALTIES:** As per I.P.S.C. current rules

**START POSITION:** The competitor commences standing relaxed, with left or right foot touching marks, gun loaded and holstered.

**PROCEDURE:** On the start signal the competitor shoots at the targets with two rounds and metals until they fall, any order. The fall of the left popper activates the double bobber and the fall of the right popper activates two up and down movers. All targets remain visible when rest.

**DESIGN NOTES:** Targets should be set in distances from 10 to 16 meters from shooting positions. Equipment needed: 2 Classic Poppers, 4 mini target stands a double bobber system and a double up and down system, walls with apertures and tires.



**TYPE:** Medium Course **SCORING:** Comstock

**TARGETS:** 8 Classic targets, 2 N.S. Classic targets.

**DISTANCES :** 12-13 m.

**START:** Audible signal **STOP:** Last shot

**MIN. ROUNDS:** 16 **MAX. POINTS:** 80

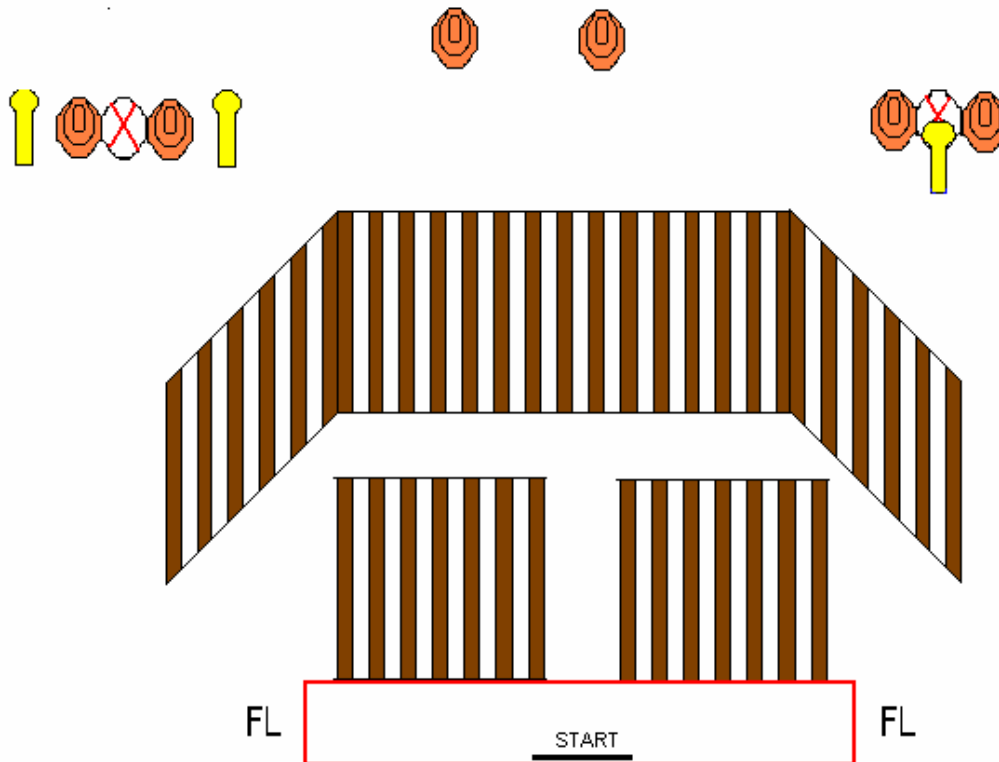
**PENALTIES:** As per I.P.S.C. current rules

**START POSITION:** The competitor commences standing relaxed ,feet on marking , gun loaded and holstered.

**PROCEDURE:** On the start signal the competitor shoots at the targets with two rounds remaining on the platform. Any shot fired with one or both feet off the platform will be penalized one procedural penalty per occurrence.

**DESIGN NOTES:** Targets should be set in distances from 12 to 13 meters from shooting positions. Equipment needed: 8 target stands, wall and a platform.

PISTOL MATCH  
INFORMATION SHEET  
STAGE 8



**TYPE:** Medium Course **SCORING:** Comstock

**TARGETS:** 6 IPSC MINI targets, 3 Classic Poppers.

**DISTANCES :** 15-18 m.

**START:** Audible signal **STOP:** Last shot

**MIN. ROUNDS:** 15 **MAX. POINTS:** 75

**PENALTIES:** As per I.P.S.C. current rules

**START POSITION:** The competitor commences standing relaxed ,heels touching marking gun loaded holstered.

**PROCEDURE:** On the start signal the competitor shoots at the targets with two rounds and metals until they fall, any order remaining into the demarcated area.

**DESIGN NOTES:** Targets should be set in distances from 15 to 18 meters from shooting positions. Equipment needed: 3 C.P. 6 mini target stands and wooden element for the fences.